BLAIR ROAD SUBSTATION

HARRIMAN UTILITIES BOARD

STEEL DRAWINGS

McWHORTER & FRANKLIN ENGINEERS

BLAIR ROAD SUBSTATION

HARRIMAN UTILITIES BOARD

McWHORTER & FRANKLIN ENGINEERS
NASHVILLE, TENNESSEE
2117 FRANKLIN ROAD 37204
TELEPHONE (615) 298-3338

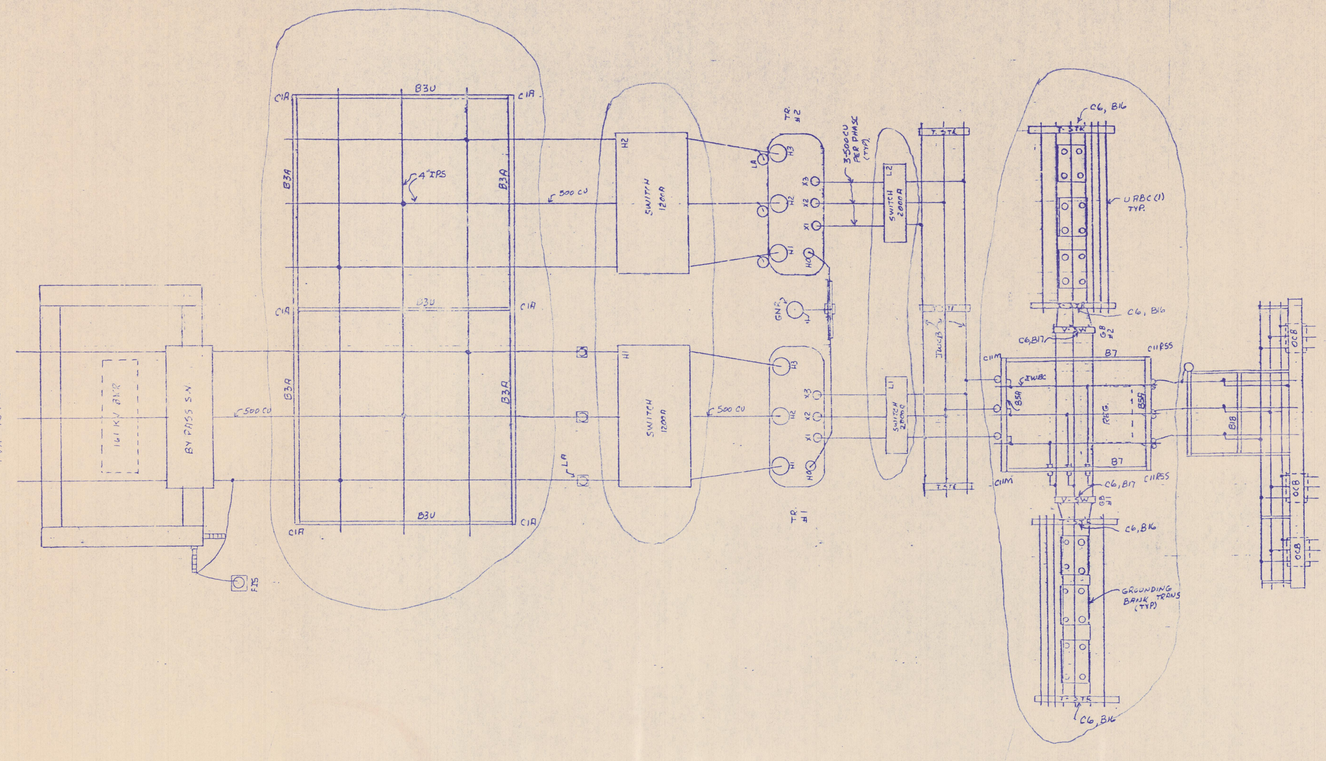

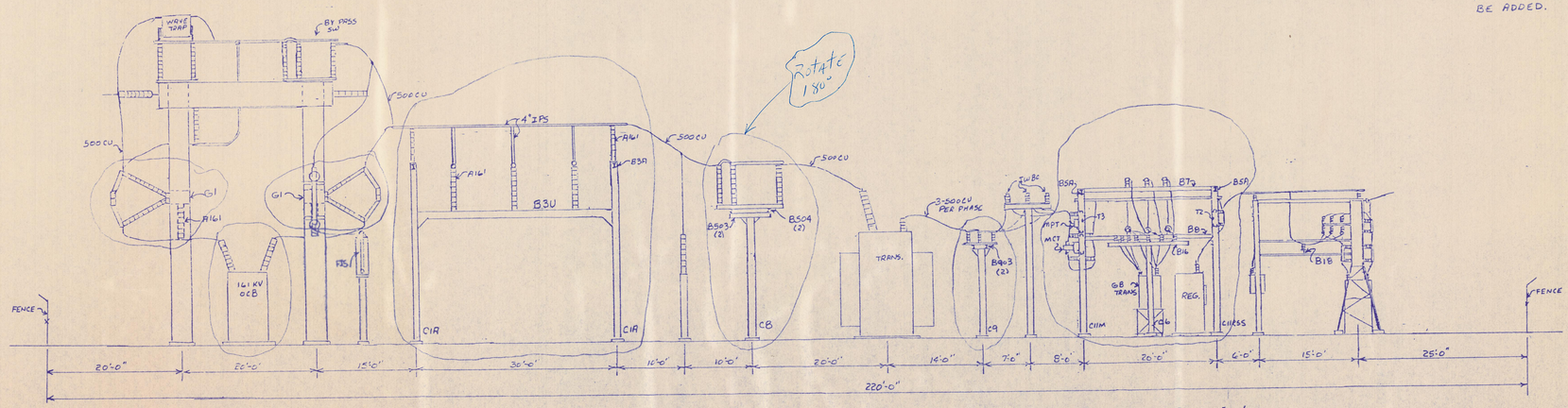

SCALE : 1" = 10'

NOTE :
CIRCLED AREAS ARE ADDITIONAL STRUCTURES, SWITCHES, BUS, ETC TO BE ADDED.

REVISIONS

DATE	

McWHORTER & FRANKLIN ENGINEERS
NASHVILLE, TENNESSEE
2117 FRANKLIN ROAD – 37204 TEL. (615)298-3338

DATE:
DRAWN:
SCALE:

HARRIMAN UTILITY BOARD
BLAIR ROAD SUBSTATION
ARRANGEMENT & PROFILE

SHEET 1 OF SHEETS

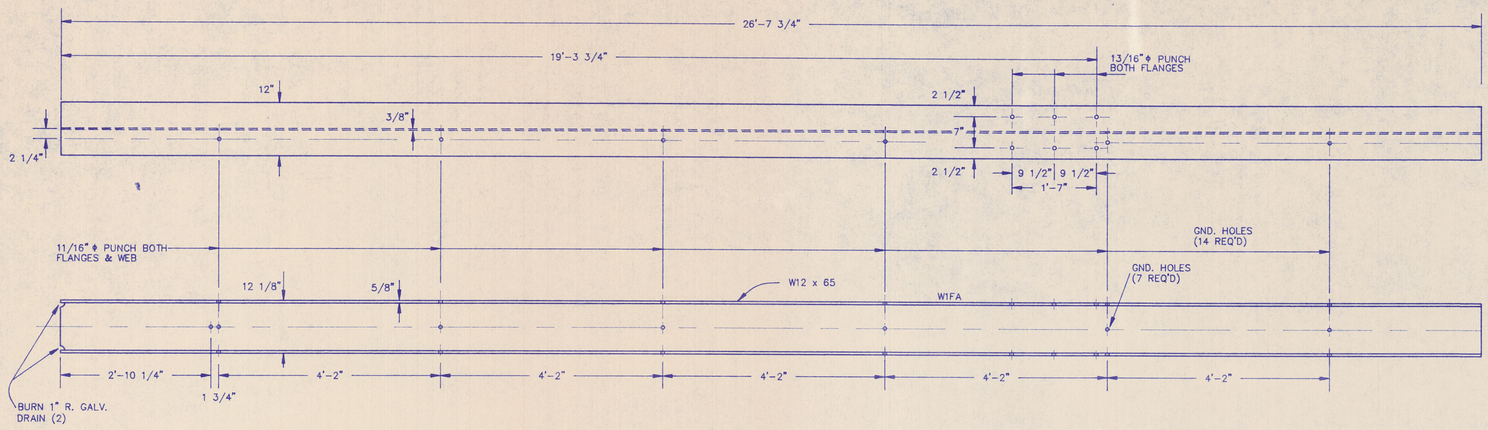

DET. # 44W1A (W COLUMN)

1-REQ'D FOR EACH ASSEMBLY C1A

SCALE: 3/4" = 1'-0"

MATL. W12 x 65 x 26'-7 3/4" LONG

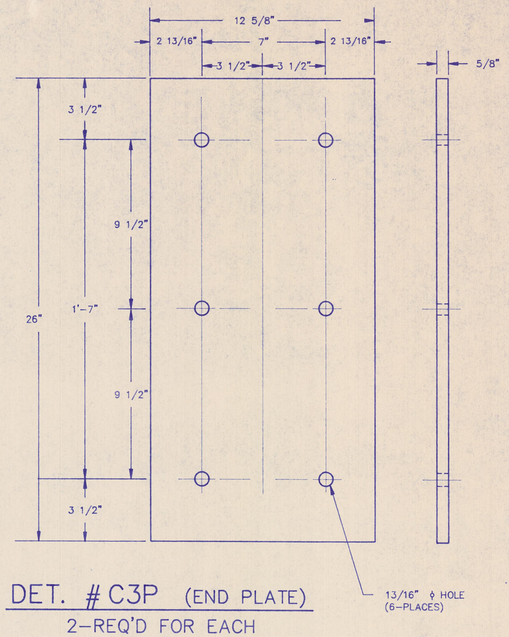

DET. # C3P (END PLATE)

2-REQ'D FOR EACH ASSEMBLY C1A

SCALE: 1/4" = 1"

MATL. 5/8" x 12'-5/8" x 2'-2" LONG PLATE

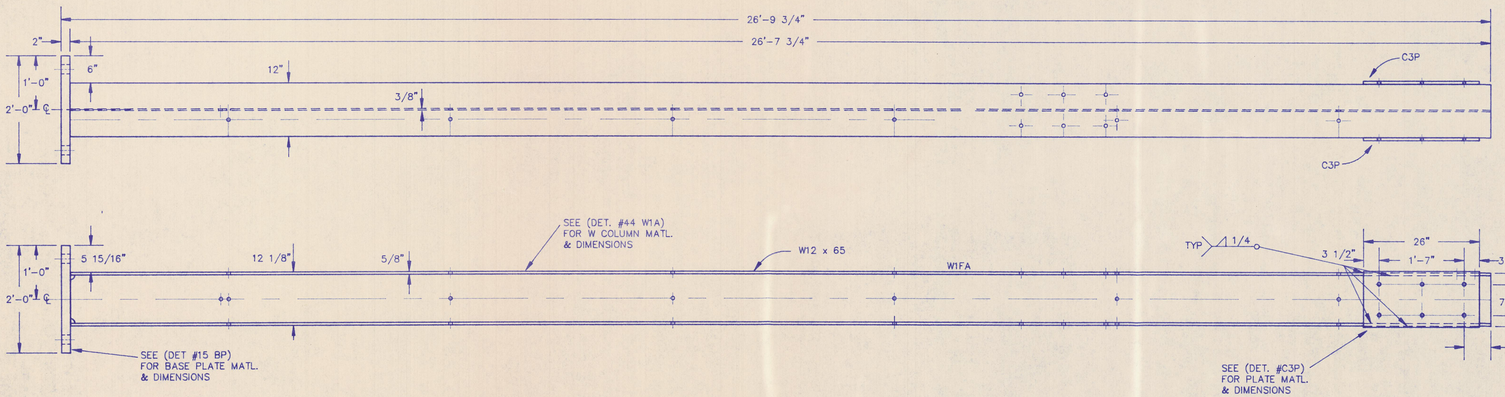

ASSEMBLY #C1A (H.S. COLUMN)

6 -REQ'D

SCALE: 3/4" = 1'-0"

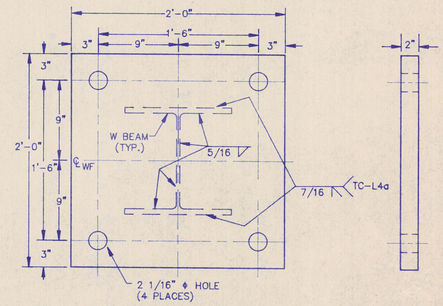

DET. #15 BP (COLUMN BASE PLATE)

1-REQ'D FOR EACH ASSEMBLY C1A

SCALE: 1/8"=1"

MATL. 2" x 24" x 2'-0" LG. PLATE

ASSEMBLY #C1A
HIGH SIDE COLUMN

REVISIONS

DATE

McWHORTER & FRANKLIN ENGINEERS
NASHVILLE, TENNESSEE
2117 FRANKLIN ROAD - 37204 TEL. (615)298-3338

DATE: 6-8-94
DRAWN: B.C.
SCALE: NOTED

HARRIMAN UTILITY BOARD
BLAIR ROAD SUBSTATION
STRUCTURAL STEEL DETAILS

SHEET 2 OF SHEETS

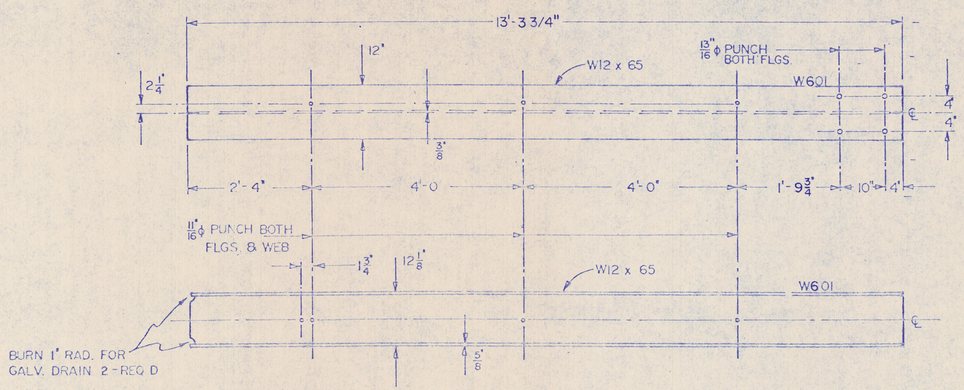

DET. #49, W601 COLUMN

1-REQ'D FOR EACH
ASSEMBLY #C6

SCALE: N.T.S.

MATL. W12 x 65 x 13'-3 3/4" LONG

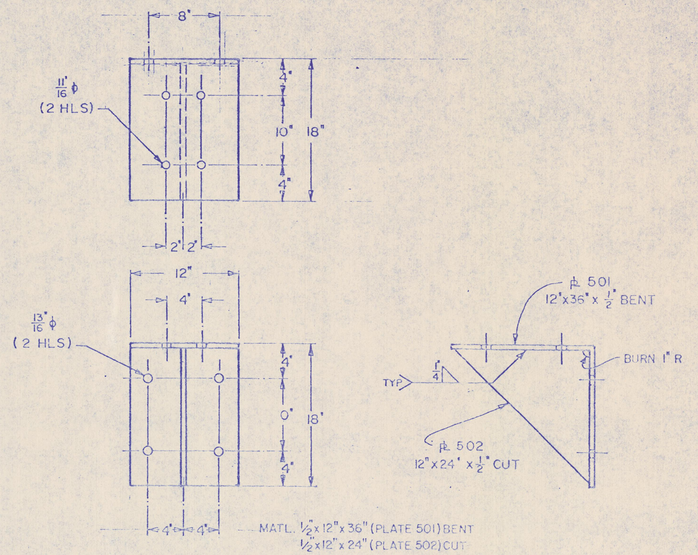

MATL. 1/2" x 12" x 36" (PLATE 501) BENT
1/2" x 12" x 24" (PLATE 502) CUT

DET. #A5A (ANGLE MTG. PL.)

2-REQ'D FOR EACH
ASSEMBLY# C6

SCALE: N.T.S.

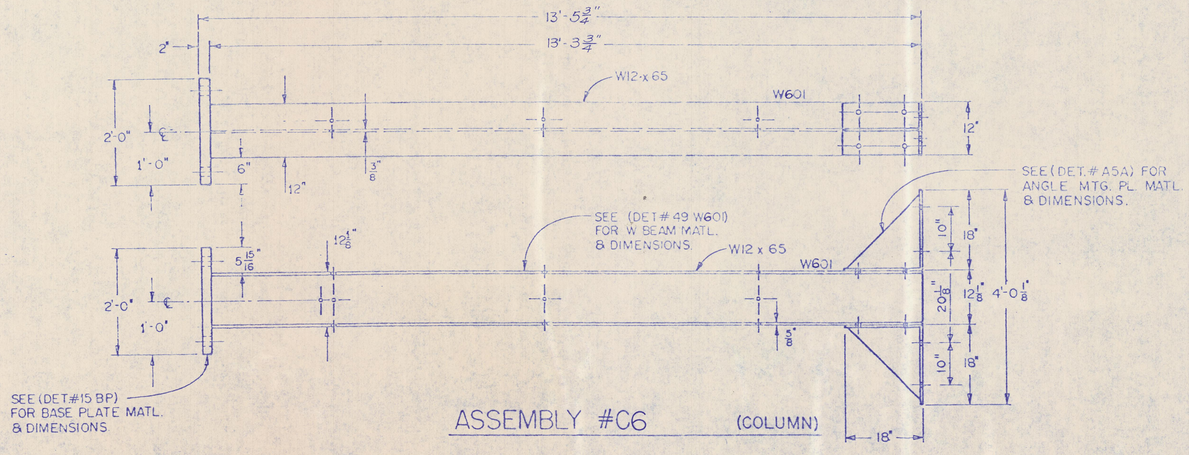

ASSEMBLY #C6 (COLUMN)

SCALE: N.T.S.
6-#C6 REQ'D.

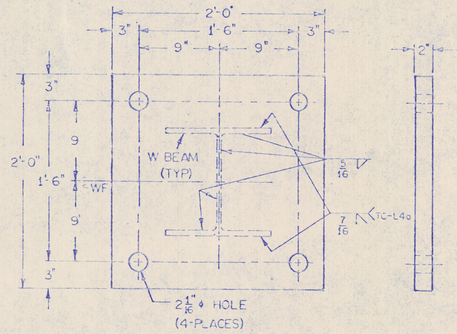

DET. #15 BP (COLUMN BASE PLATE)

1-REQ'D FOR EACH
ASSEMBLY #C6

SCALE: 1/8" = 1"

MATL. 2" x 24" x 2'-0" LG. PLATE

ASSEMBLY #C6
(T-STR. COLUMN)

REVISIONS

DATE	

McWHORTER & FRANKLIN ENGINEERS
NASHVILLE, TENNESSEE
2117 FRANKLIN ROAD - 37204 TEL. (615)298-3338

DATE: 6-8-94
DRAWN: B.C.
SCALE: NOTED

HARRIMAN UTILITY BOARD
BLAIR ROAD SUBSTATION
STRUCTURAL STEEL DETAILS

SHEET 3 OF SHEETS

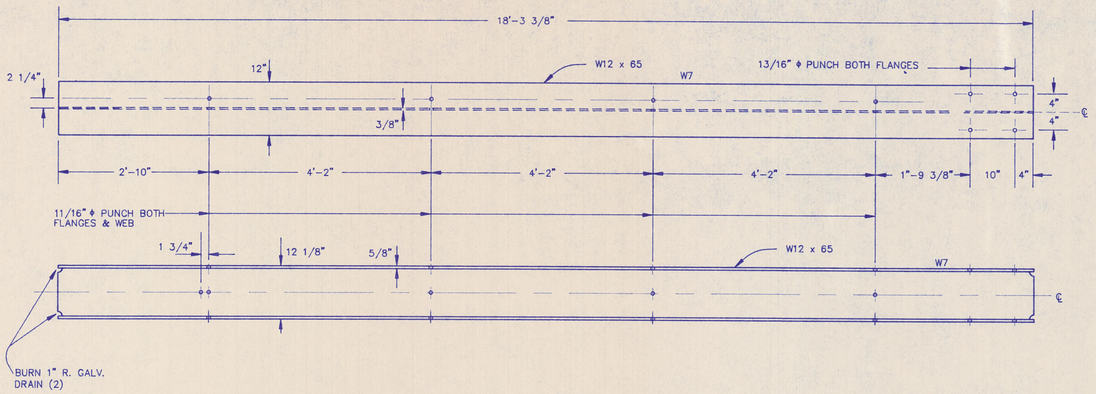

DET. #53 W7 (W COLUMN)

1–REQ'D FOR EACH
ASSEMBLY C8
SCALE: 3/4" = 1'–0"
MATL. W12 x 65 x 18'–3 3/8" LONG

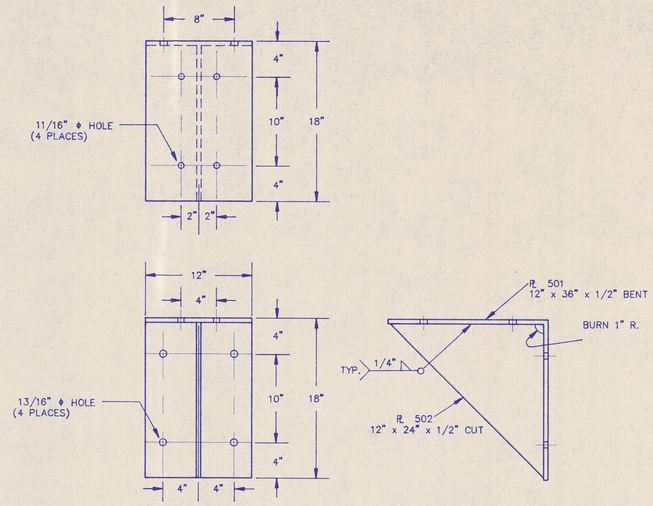

DET. #A5A (ANGLE MTG. PL.)

2–REQ'D FOR EACH
ASSEMBLY C8
SCALE: 1/8"=1"
MATL. 12" x 36" x 1/2" (R. 501–BENT)
12" x 24" x 1/2" (R. 502 CUT)

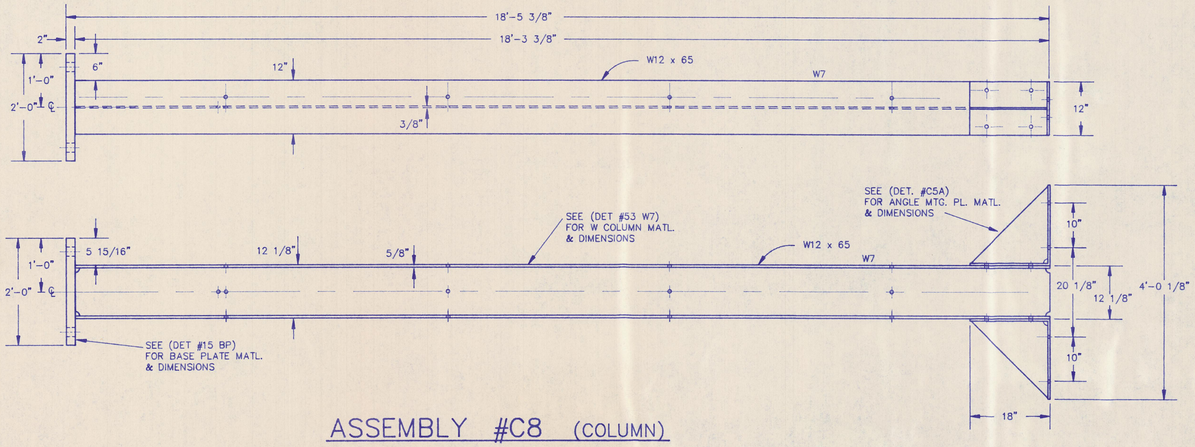

ASSEMBLY #C8 (COLUMN)

4–REQ'D
SCALE: 3/4" = 1'–0"

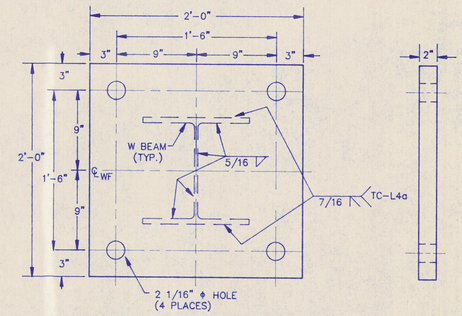

DET. #15 BP (COLUMN BASE PLATE)

1–REQ'D FOR EACH
ASSEMBLY C8
SCALE: 1/8"=1"
MATL. 2" x 24" x 2'–0" LG. PLATE

ASSEMBLY #C8
H.S. TR. SW. COLUMN

REVISIONS

DATE	

McWHORTER & FRANKLIN ENGINEERS
NASHVILLE, TENNESSEE
2117 FRANKLIN ROAD – 37204 TEL. (615)298–3338

DATE: 6–8–94
DRAWN: B.C.
SCALE: NOTED

HARRIMAN UTILITY BOARD
BLAIR ROAD SUBSTATION
STRUCTURAL STEEL DETAILS

SHEET 4 OF SHEETS

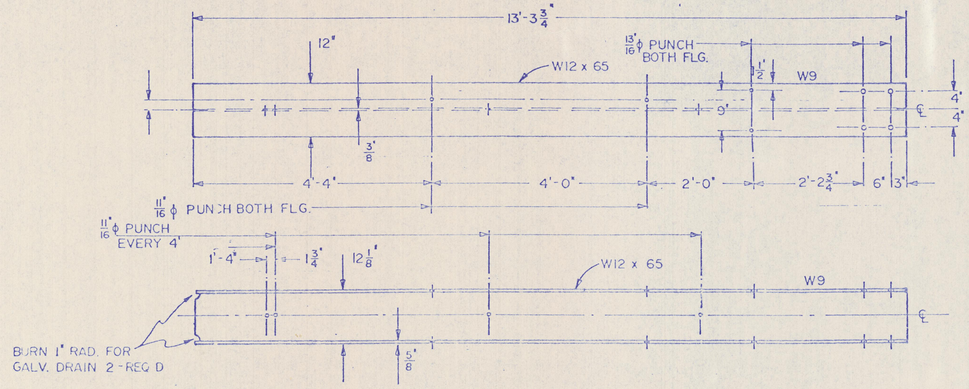

DET. #35 W9 (COLUMN W)

1-REQ'D FOR EACH ASSEMBLY #C9

SCALE: 3/4" = 1'-0"

MATL. W12 x 65 x 13'-3 3/8" LONG.

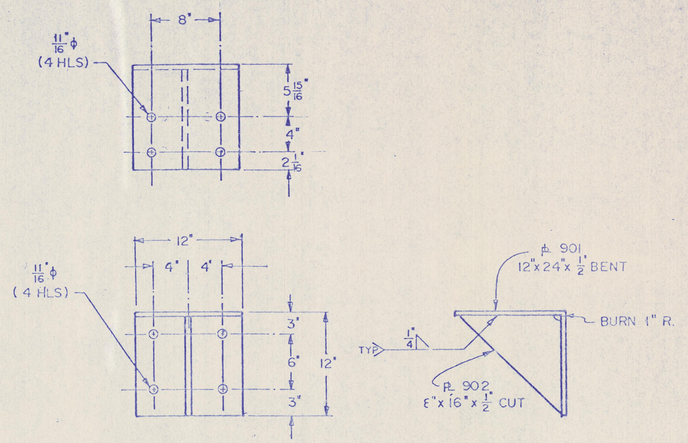

DET. #A9A (ANGLE MTG. PL.)

2-REQ'D FOR EACH ASSEMBLY #C9

SCALE: 1/8" = 1"

MATL. 1/2" x 12" x 24" LONG PLATE
1/2" x 8" x 16" LONG PLATE

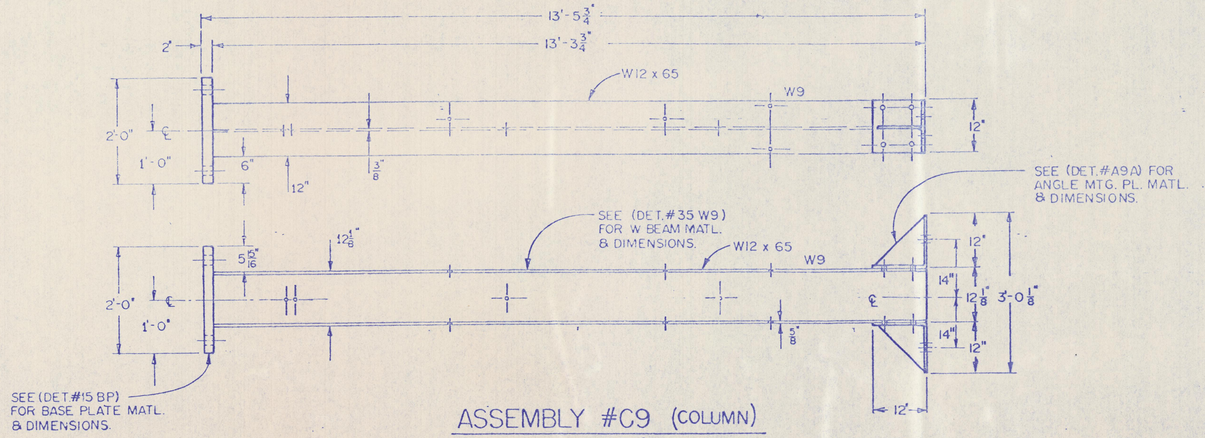

ASSEMBLY #C9 (COLUMN)

4-REQ'D

SCALE: 3/4" = 1'-0"

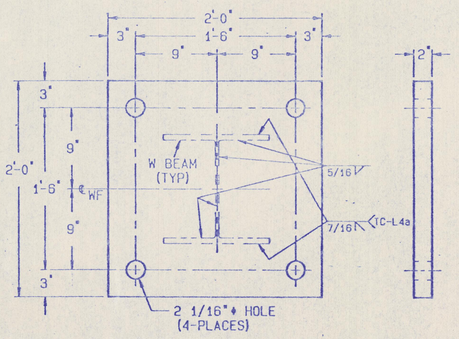

DET. #15 BP (COLUMN BASE PLATE)

1-REQ'D FOR EACH ASSEMBLY #C9

SCALE: 1/8" = 1"

MATL. 2" x 24" x 2'-0" LG. PLATE

ASSEMBLY # C9
(L.S. SWITCH COLUMN)

REVISIONS | DATE

McWHORTER & FRANKLIN ENGINEERS
NASHVILLE, TENNESSEE
2117 FRANKLIN ROAD – 37204 TEL. (615)298-3338

DATE: 6-8-94
DRAWN: B.C.
SCALE: NOTED

HARRIMAN UTILITY BOARD
BLAIR ROAD SUBSTATION
STRUCTURAL STEEL DETAILS

SHEET 5 OF SHEETS

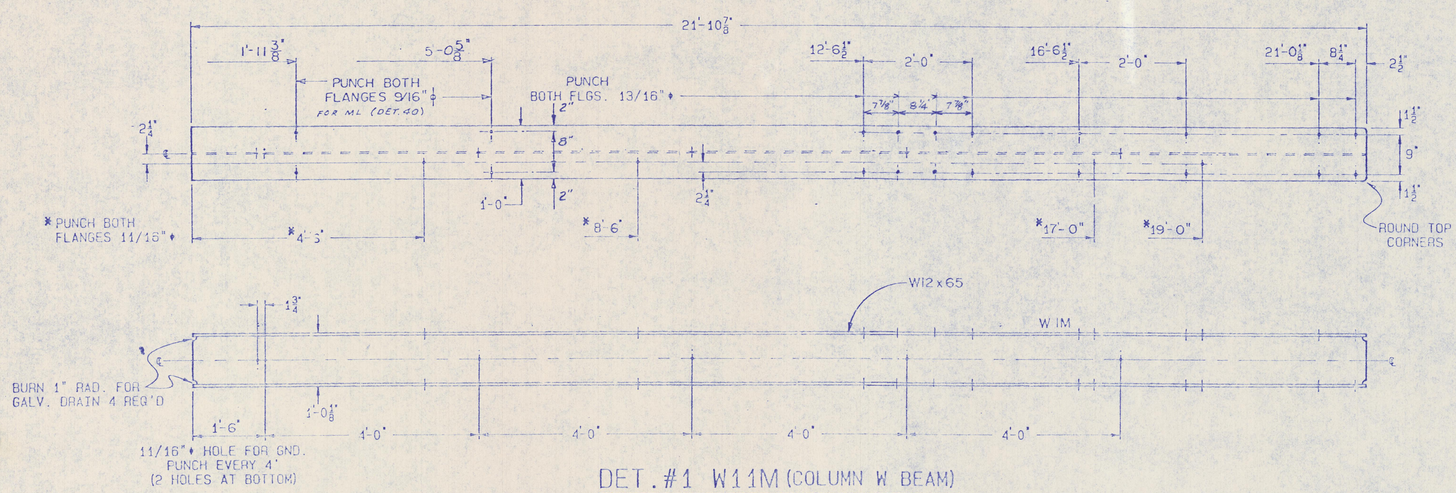

DET. #1 W11M (COLUMN W BEAM)

1 REQ'D FOR EACH
ASSEMBLY #C11-M

SCALE: 3/4"=1'-0"

MATL. W12 x 65 x 21'-10 7/8" LG.

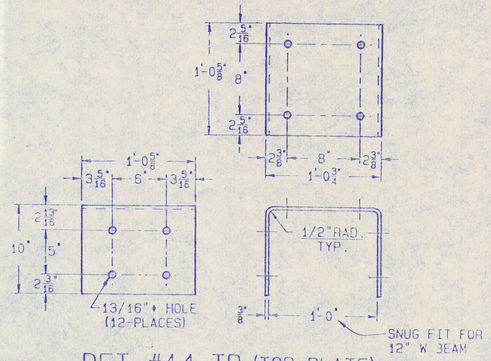

DET. #14 TP (TOP PLATE)

1 REQ'D FOR EACH
ASSEMBLY #C11-M

SCALE: 1/8"=1"

MATL. 3/8 x 12 5/8 x 2'-8 3/8" LG. PLATE



ASSEMBLY #C11- M (COLUMN)

2 -REQ'D

SCALE: 3/4" = 1-0"

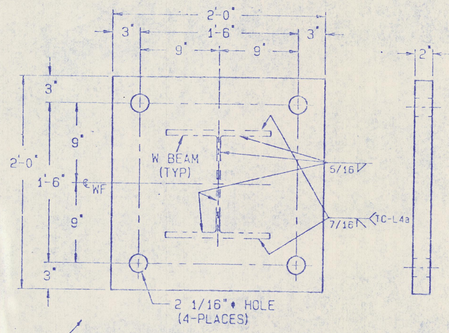

DET. #15 BP (COLUMN BASE PLATE)

1 REQ'D FOR EACH
ASSEMBLY #C11-M

SCALE: 1/8"=1"

MATL. 2 x 24 x 2'-0" LG. PLATE

DET. #40ML (MET. ANGLE BKT.)

4 — REQ'D FOR ONE
ASSEMBLY#CII-M

SCALE 1/8" = 1"

MTL. 1/4" x 3" x 29 1/4" LG. BAR (BENT)
(4 ONLY REQ'D.)

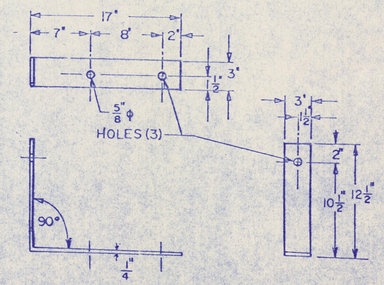

ASSEMBLY #C11-M
(METER COLUMN)

REVISIONS

DATE	

McWHORTER & FRANKLIN ENGINEERS
NASHVILLE, TENNESSEE
2117 FRANKLIN ROAD — 37204 TEL. (615)298-3338

DATE: 6-8-94
DRAWN: B.C.
SCALE: NOTED

HARRIMAN UTILITY BOARD
BLAIR ROAD SUBSTATION
STRUCTURAL STEEL DETAILS

SHEET 6 OF SHEETS

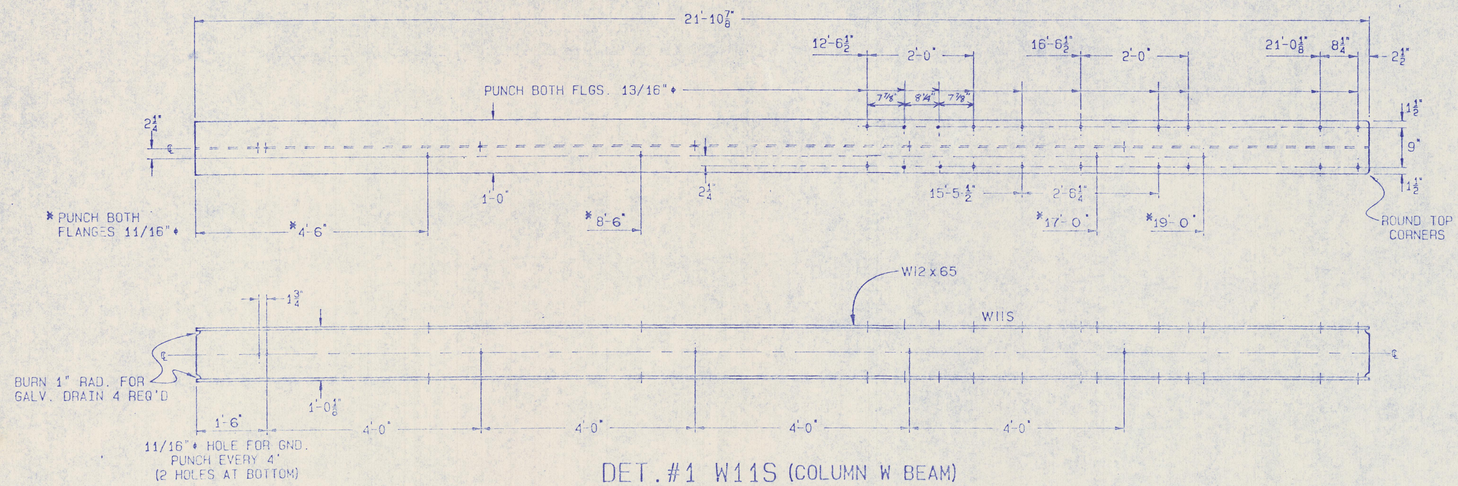

DET. #1 W11S (COLUMN W BEAM)

1 REQ'D FOR EACH
ASSEMBLY #C11-R-SS

SCALE: 3/4"=1'-0"

MATL. W12 x 65 x 21'-10 7/8" LG.

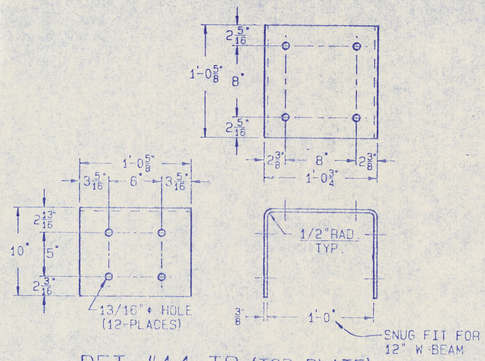

DET. #14 TP (TOP PLATE)

1 REQ'D FOR EACH
ASSEMBLY #C11-R-SS

SCALE: 1/8"=1"

MATL. 3/8 x 12 5/8 x 2'-8 3/8" LG. PLATE

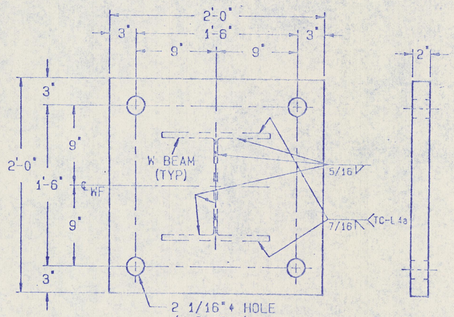

DET. #15 BP (COLUMN BASE PLATE)

1 REQ'D FOR EACH
SUBASSEMBLY #C11-R-SS

SCALE: 1/8"=1"

MATL. 2 x 24 x 2'-0" LG. PLATE



ASSEMBLY #C11-R-SS (COLUMN)

2 -REQ'D

SCALE: 3/4"=1'-0"

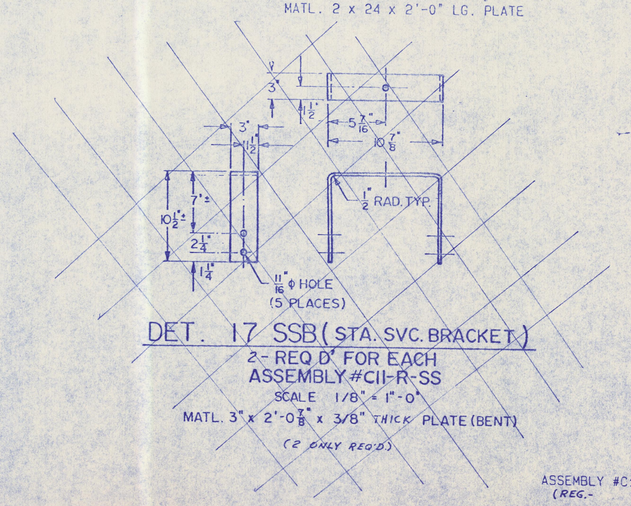

DET. 17 SSB (STA. SVC. BRACKET)

2- REQ'D FOR EACH
ASSEMBLY #C11-R-SS

SCALE 1/8" = 1"-0"

MATL. 3" x 2'-0 7/8" x 3/8" THICK PLATE (BENT)

(2 ONLY REQ'D)

ASSEMBLY #C11-R-SS
(REG.- COL.)

REVISIONS

DATE

McWHORTER & FRANKLIN ENGINEERS
NASHVILLE, TENNESSEE
2117 FRANKLIN ROAD – 37204 TEL. (615)298-3338

DATE: 6-8-94
DRAWN: B.C.
SCALE: NOTED

HARRIMAN UTILITY BOARD
BLAIR ROAD SUBSTATION
STRUCTURAL STEEL DETAILS

SHEET 7 OF SHEETS

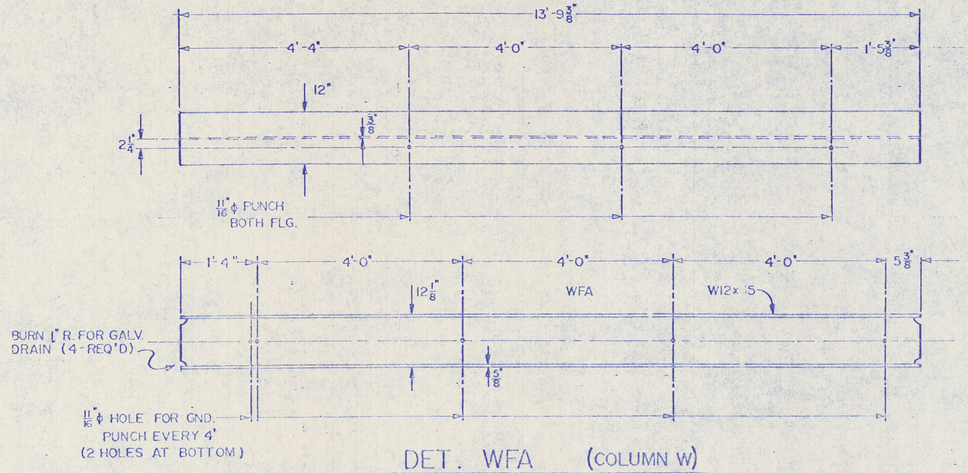

DET. WFA (COLUMN W)

1-REQ'D FOR EACH
ASSEMBLY # CFA
SCALE 3/4" = 1'-0"
MATL. W 12 x 65 x 13'-9 3/8" LONG

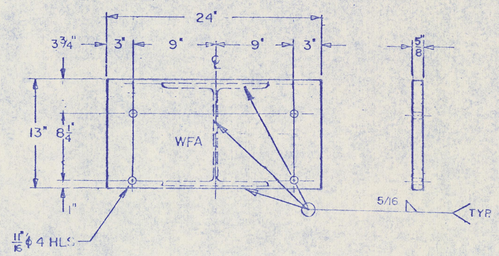

DET.# F.I.S. ℗ (FAULT INIT. SW. MTG. PLATE)

1-REQ'D FOR EACH
ASSEMBLY # CFA
SCALE 1/8" = 1"
MATL. 5/8" x 13" x 24" LG. PLATE

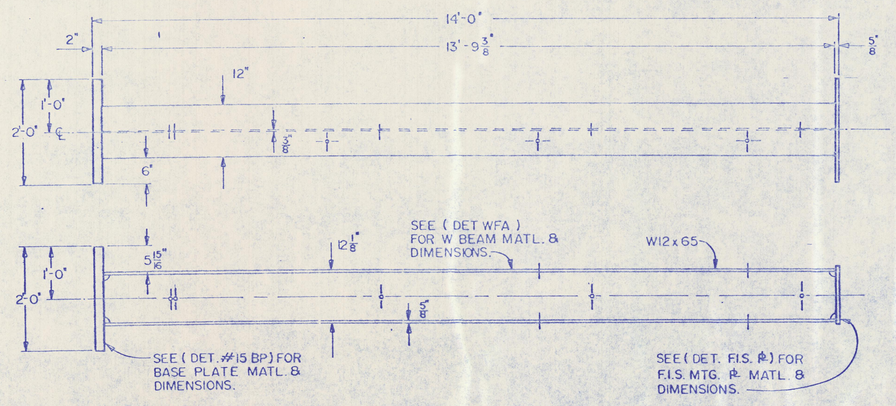

ASSEMBLY # CFA

1 - REQ'D
SCALE : 3/4" = 1'-0"

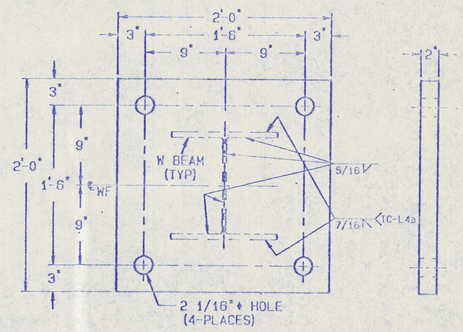

DET. #15 BP (COLUMN BASE PLATE)

1-REQ'D FOR EACH
ASSEMBLY #CFA
SCALE: 1/8"=1"
MATL. 2 x 24 x 2'-0" LG. PLATE



DET. # LR (ANGLE)

2-REQ'D FOR EACH
ASSEMBLY CFA
SCALE: 3/4" = 1'-0"
MATL. 3/8" x 4" x 4" x 9'-6" LONG
(2 TOTAL REQUIRED)

ASSEMBLY # CFA
(FAULT INITIATING SWITCH COLUMN)

REVISIONS | DATE

McWHORTER & FRANKLIN ENGINEERS
NASHVILLE, TENNESSEE
2117 FRANKLIN ROAD - 37204 TEL. (615)298-3338

DATE: 6-8-94
DRAWN: B.C.
SCALE: NOTED

HARRIMAN UTILITY BOARD
BLAIR ROAD SUBSTATION
STRUCTURAL STEEL DETAILS

SHEET 8 OF SHEETS

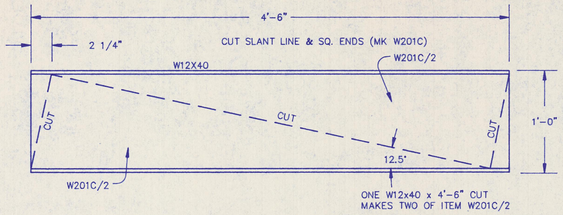

DET. #56b W201C (W BEAM)

1-REQ'D FOR EACH
ASSEMBLY B3A

SCALE: 1/8"=1"
MATL: W12 x 40 x 4'-6" LONG (CUT)
(MAKES 2 EA. W201C/2)

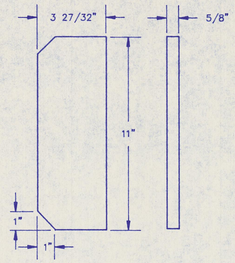

DET. #55b SPL (STIFFENER PLATE)

6-REQ'D FOR EACH
ASSEMBLY B3A

SCALE: 1/4"=1"
MATL: 5/8" x 3 27/32" x 11" LONG PLATE





TOP VIEW

DET. #56e W301A (W BEAM)

1-REQ'D FOR EACH
ASSEMBLY B3A

SCALE: 3/4"=1'-0"
MATL: 12 x 40 x 28'-9 1/2" LONG

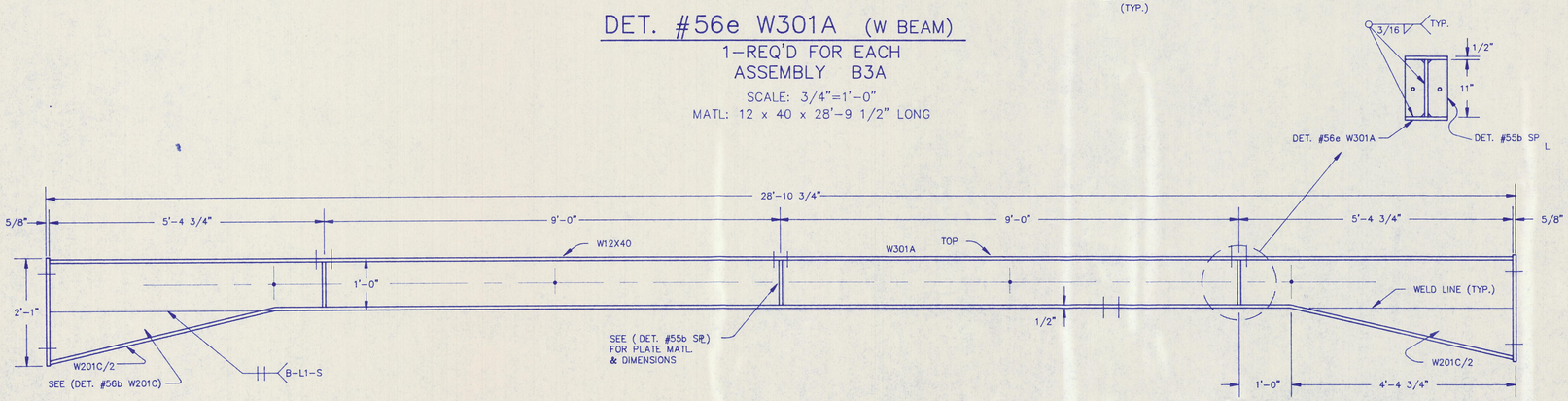

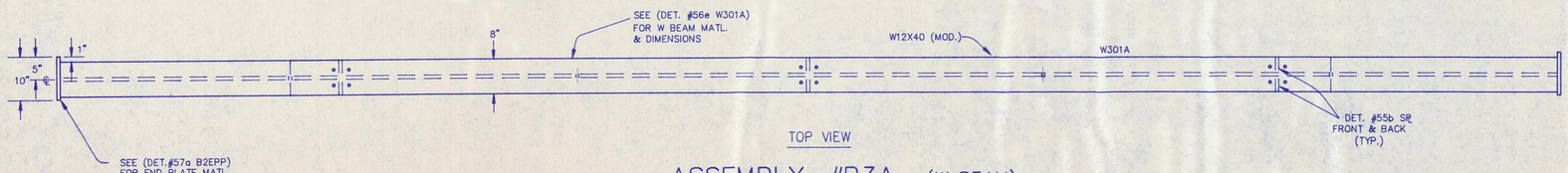

TOP VIEW

ASSEMBLY #B3A (W BEAM)

4-REQ'D
SCALE: 3/4=1'-0"

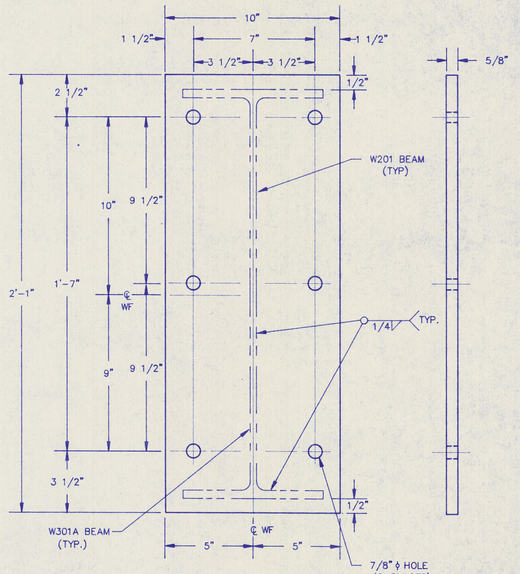

DET. #57a B2EPP (END PLATE)

2-REQ'D FOR EACH
ASSEMBLY B3A

SCALE: 1/4"=1"
MATL: 5/8" x 10" x 2'-1" LONG PLATE

ASSEMBLY #B3A
H.S. TRANS. BUS LOWER BEAM

REVISIONS | DATE

McWHORTER & FRANKLIN ENGINEERS
NASHVILLE, TENNESSEE
2117 FRANKLIN ROAD - 37204 TEL. (615)298-3338

DATE: 6-8-94
DRAWN: B.C.
SCALE: NOTED

HARRIMAN UTILITY BOARD
BLAIR ROAD SUBSTATION
STRUCTURAL STEEL DETAILS

SHEET 9 OF SHEETS

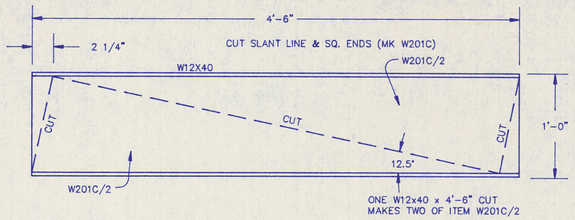

DET. #56b W201C (W BEAM)

1-REQ'D FOR EACH
ASSEMBLY B3U

SCALE: 1/8"=1"
MATL: W12 x 40 x 4'-6" LONG (CUT)
(MAKES 2 EA. W201C/2)

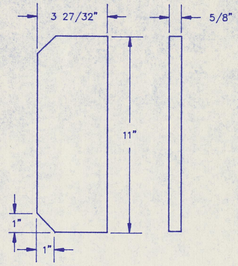

DET. #55b SPL (STIFFENER PLATE)

6-REQ'D FOR EACH
ASSEMBLY B3U

SCALE: 1/4"=1"
MATL: 5/8" x 3 27/32" x 11" LONG PLATE

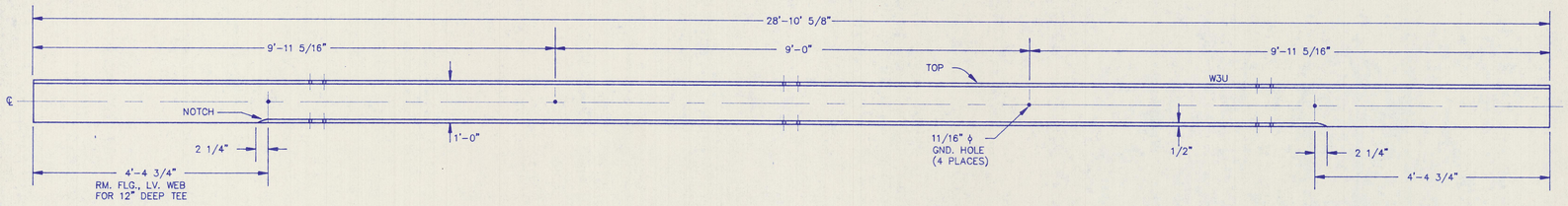

TOP VIEW

DET. # 56e W3U (W BEAM)

1-REQ'D FOR EACH
ASSEMBLY B3U

SCALE: 3/4"=1'-0"
MATL: 12 x 40 x 28'-10 5/8" LONG

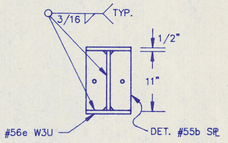

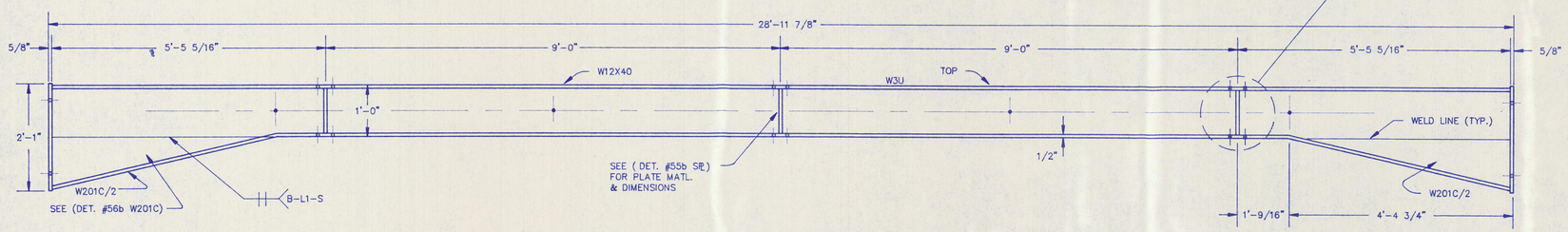

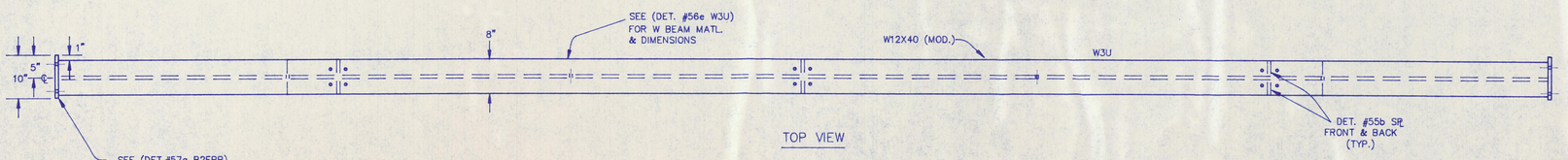

TOP VIEW

ASSEMBLY #B3U (W BEAM)

3-REQ'D
SCALE: 3/4=1'-0"

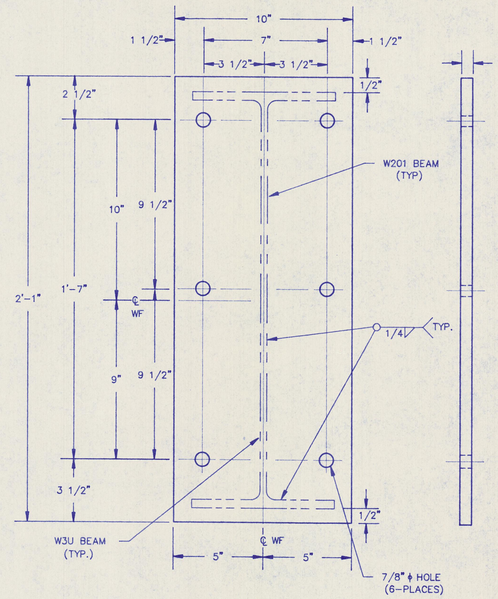

DET. #57a B2EPP (END PLATE)

2-REQ'D FOR EACH
ASSEMBLY B3U

SCALE: 1/4"=1"
MATL: 5/8" x 10" x 2'-1" LONG PLATE

ASSEMBLY #B3U
H. S. BUS BEAM

REVISIONS

DATE	

McWHORTER & FRANKLIN ENGINEERS
NASHVILLE, TENNESSEE
2117 FRANKLIN ROAD - 37204 TEL. (615)298-3338

DATE: 6-8-94
DRAWN: B.C.
SCALE: NOTED

HARRIMAN UTILITY BOARD
BLAIR ROAD SUBSTATION
STRUCTURAL STEEL DETAILS

SHEET 10
OF SHEETS

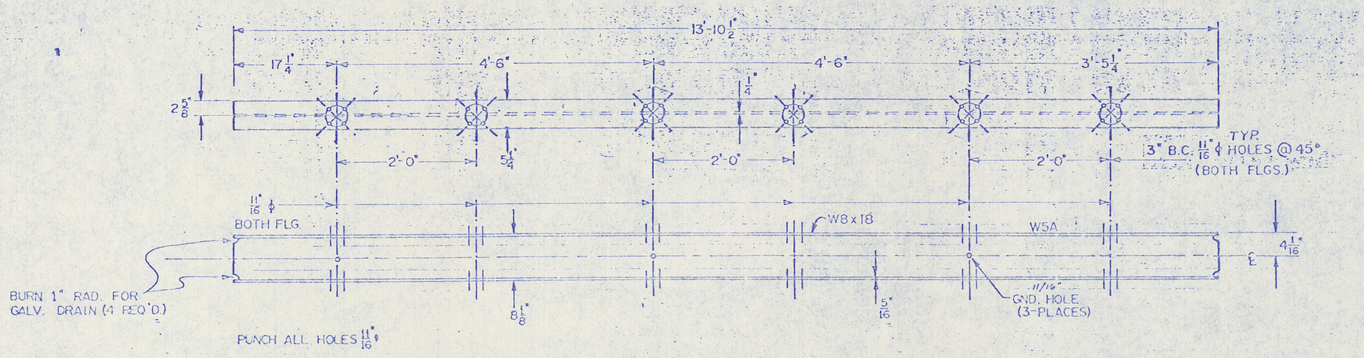

DET. # W5A (W BEAM)

1 REQ'D FOR EACH
ASSEMBLY B5A

SCALE: 1"=1'-0"

MATL. W8x18x 13'-10 1/2" LONG

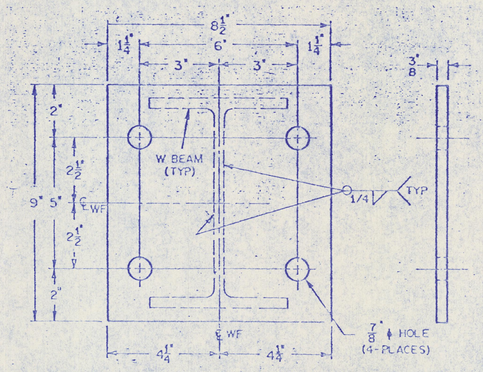

DET.#18a B1EP (BEAM END PLATE)

2-REQ'D FOR EACH
ASSEMBLY # B5A

SCALE: 3/8"= 1"

MATL. 3/8"x 9"x 8 1/2" LONG PLATE

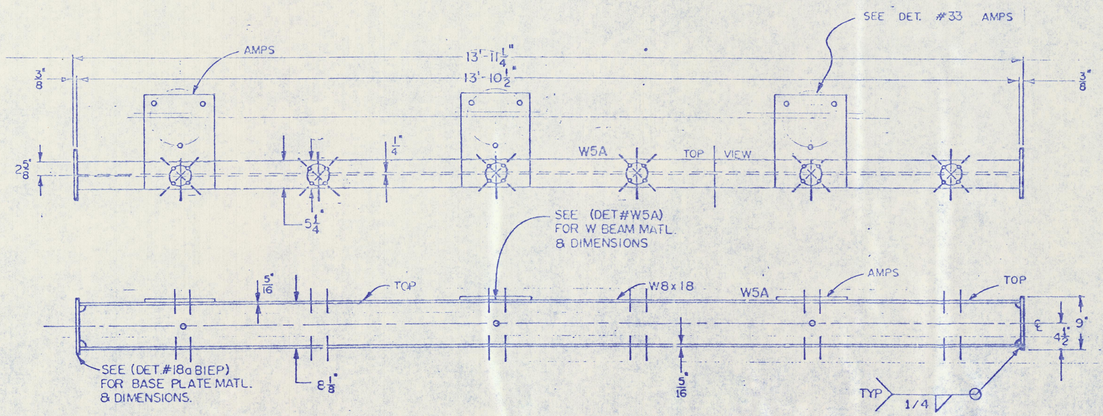

ASSEMBLY #B5A (REG.& MOB. SP. BEAM-ARR.)

2-REQ'D

SCALE: 1"=1'-0"

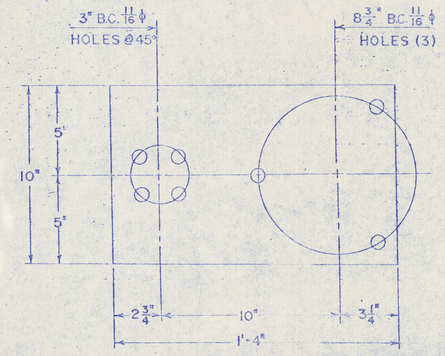

DET.#33 AMP (ARRESTER MOUNTING PLATE)

3 - REQ'D FOR EACH
ASSEMBLY B5A

SCALE 1/4" = 1"

MATL. 3/8" x 10"x 1'x 4" LONG PLATE

ASSEMBLY #B5A
(REG. & MOB. SP. BEAM-ARR.)

REVISIONS

DATE	

McWHORTER & FRANKLIN ENGINEERS
NASHVILLE, TENNESSEE
2117 FRANKLIN ROAD - 37204 TEL. (615)298-3338

DATE: 6-8-94
DRAWN: B.C.
SCALE: NOTED

HARRIMAN UTILITY BOARD
BLAIR ROAD SUBSTATION
STRUCTURAL STEEL DETAILS

SHEET 11 OF SHEETS

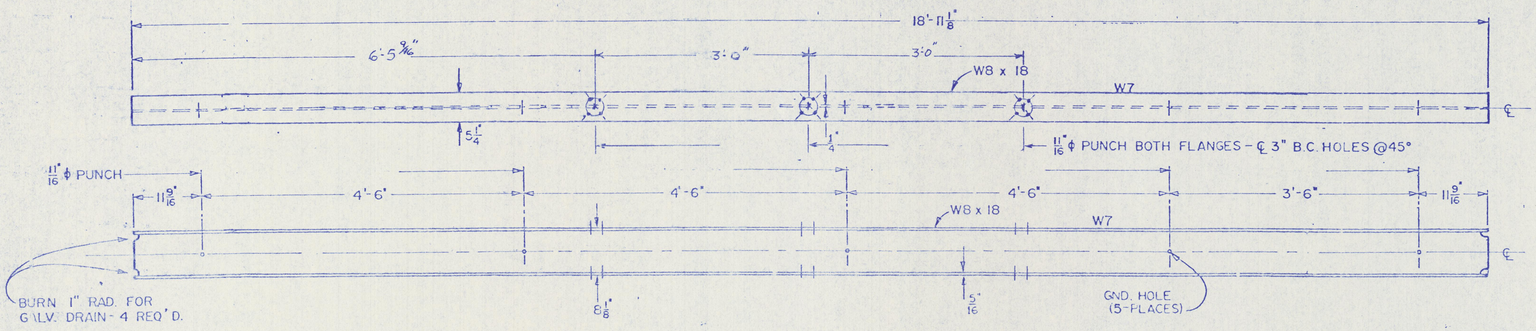

DET.#26 W7 (W BEAM)

1 - REQ'D FOR EACH
ASSEMBLY #B7

SCALE: 1" = 1'-0"

MATL. W8x18x 18'-11-1/8" LONG

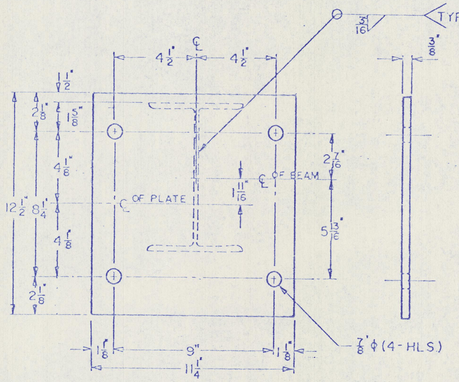

DET. #25 BEP (BEAM END PLATE)

2 - REQ'D FOR EACH
ASSEMBLY # B7

SCALE 1/4" = 1"

MATL. 3/8" x 12 - 1/2" x 11 - 1/4" LONG PLATE

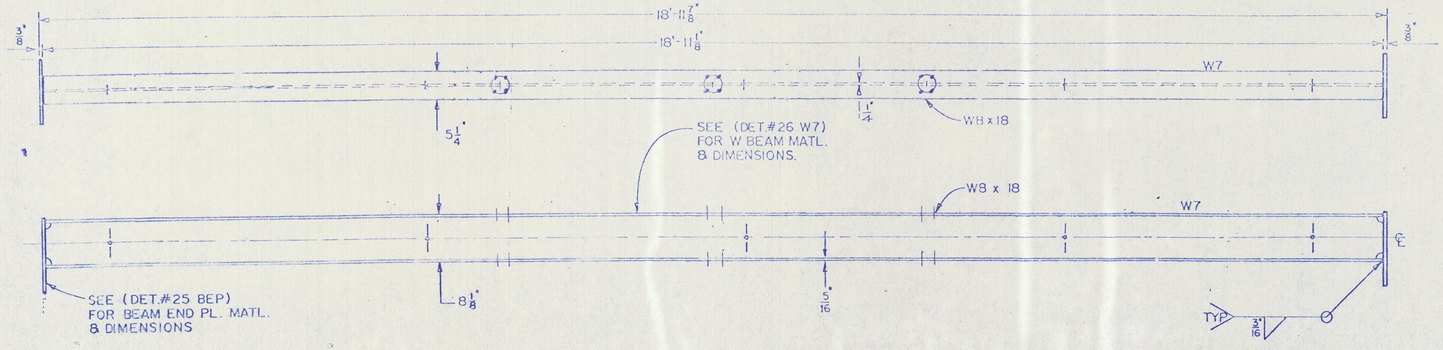

ASSEMBLY #B7 (LONG REG. BEAM)

2 - REQ'D

SCALE 1" = 1'-0"

ASSEMBLY #B7
(LONG REG. BEAM)

REVISIONS

DATE	

McWHORTER & FRANKLIN ENGINEERS
NASHVILLE, TENNESSEE
2117 FRANKLIN ROAD - 37204 TEL. (615)298-3338

DATE: 6-8-94
DRAWN: B.C.
SCALE: NOTED

HARRIMAN UTILITY BOARD
BLAIR ROAD SUBSTATION
STRUCTURAL STEEL DETAILS

SHEET 12 OF SHEETS



DET. #26 W8 (W BEAM)

1 - REQ'D FOR EACH
ASSEMBLY #B8
SCALE: 1" = 1'-0"
MATL. W8x18 x 18'-11 -1/8" LONG

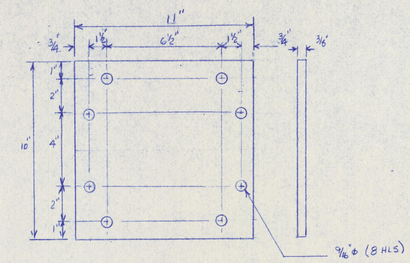

DET. #27 CTP (CT PLATE)
3 - REQ'D EACH
ASSEMBLY #B8
SCALE 1/4" = 1'
MTL: 3/8" X 11" X 10" LONG PLATE

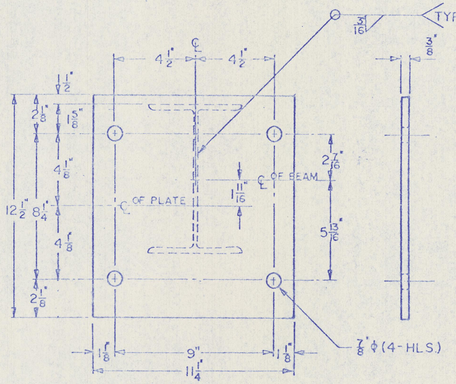

DET. #25 BEP (BEAM END PLATE)

2 - REQ'D FOR EACH
ASSEMBLY # B8
SCALE 1/4" = 1"
MATL. 3/8" x 12 - 1/2" x 11 - 1/4" LONG PLATE

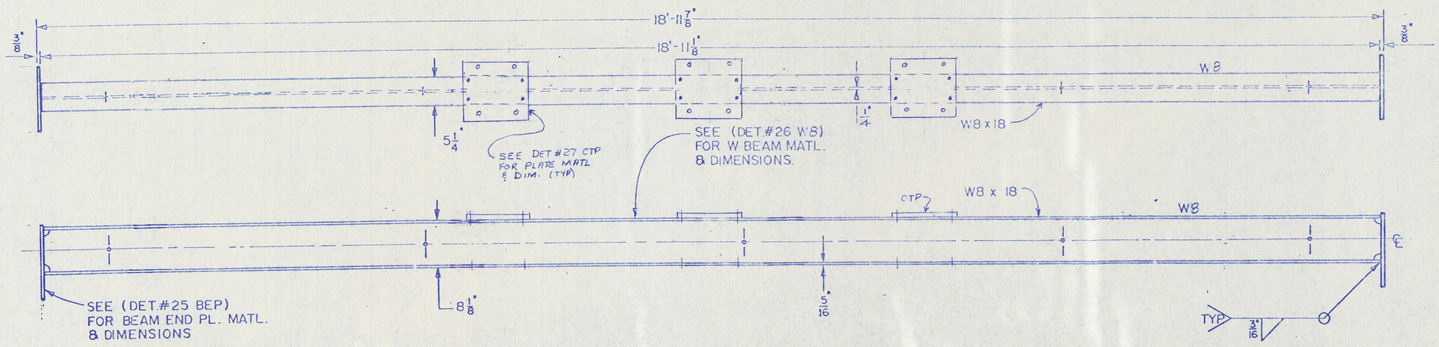

ASSEMBLY #B8 (LONG CT BEAM)

1 - REQ'D
SCALE 1" = 1'-0"

ASSEMBLY #B8
(LONG CT BEAM)

REVISIONS

DATE	

McWHORTER & FRANKLIN ENGINEERS
NASHVILLE, TENNESSEE
2117 FRANKLIN ROAD - 37204 TEL. (615)298-3338

DATE: 6-8-94
DRAWN: B.C.
SCALE: NOTED

HARRIMAN UTILITY BOARD
BLAIR ROAD SUBSTATION
STRUCTURAL STEEL DETAILS

SHEET
13
OF SHEETS

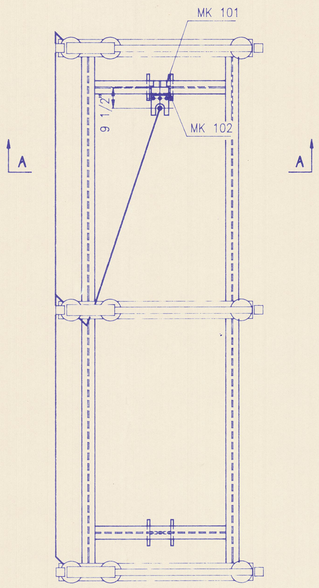

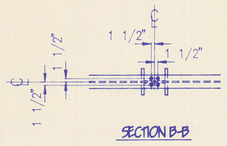

SECTION B-B

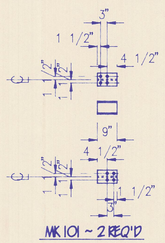

MK 101 ~ 2 REQ'D

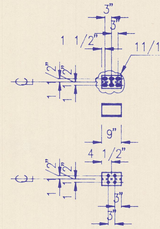

MK 102 ~ 2 REQ'D

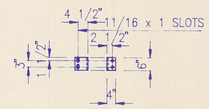

MK 105 ~ 4 REQ'D

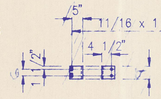

MK 104 ~ 2 REQ'D

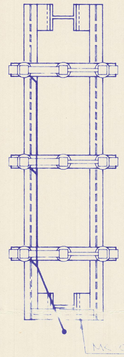

NOTE:
ALL HOLES 11/16" ø
UNLESS NOTED.



MK 104

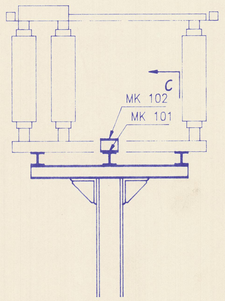

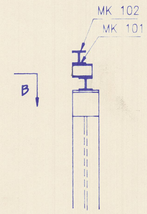

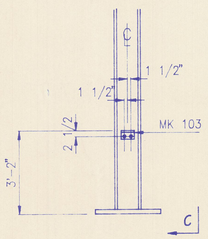

SECTION A-A

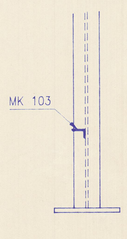

SECTION C-C

FIELD DRILLING & MOUNTING DETAIL
FOR 161 KV SWITCH

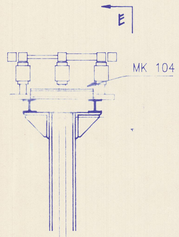

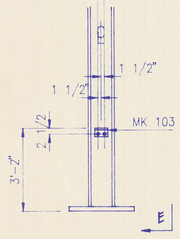

SECTION D-D

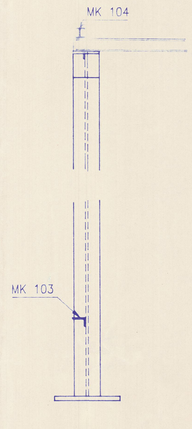

SECTION E-E

FIELD DRILLING & MOUNTING DETAIL
FOR 15 KV SWITCH

MATERIAL LIST

SHIP MK	SHOP MK	QUAN FOR ONE	TOT'L QUAN	DESCRIPTION	LENGTH FT.	LENGTH IN.	TOTAL BLK. WT.
MK 101 2 REQ'D	101	1	2	W 6 x 15	0	9	22.50
	FIELD	4	8	5/8 GMB W/HN LW	0	2 1/4	0.00
				TOTAL BLACK WEIGHT			22.50
MK 102 2 REQ'D	102	1	2	W 6 x 15	0	9	22.50
	FIELD	4	8	5/8 GMB W/HN LW	0	1 1/2	0.00
				TOTAL BLACK WEIGHT			22.50
MK 103 4 REQ'D	103	1	4	L 6 x 6 x 1/2 (CUT DOWN)	0	6	39.20
	FIELD	2	8	5/8 GMB W/HN LW	0	2	0.00
				TOTAL BLACK WEIGHT			39.20
MK 104 2 REQ'D	104	1	2	W 6 x 15	2	7 1/4	65.40
	FIELD	2	4	5/8 GMB W/HN LW	0	2	0.00
				TOTAL BLACK WEIGHT			65.40

NOTES:
1. ALL HOLES 11/16" ø UNLESS NOTED
   BOLTS 5/8" ø UNLESS NOTED
2. ALL STEEL TO BE HOT DIP GALVANIZED AFTER FABRICATION.
3. EDGE DISTANCE 1 1/8" UNLESS NOTED
4. ALL STEEL TO BE STRAIGHT ABOUT CENTERLINE
5. EACH PIECE OF STEEL TO HAVE IT'S MARK STAMPED INTO METAL WITH 3/8" HIGH CHARACTERS

NO.	REVISIONS	DATE

M. D. HENRY CO., INC.
P. O. BOX 40 PELHAM, ALABAMA 35124
PHONE (205)-663-6711 FAX (205)-663-6716

SCALE 3/4"=1'-0
DATE 10-24-94
DRAWN
CHK'D

HARRIMAN UTILITY BOARD ~ HARRIMAN, TENNESSEE
BLAIR ROAD SUBSTATION ~ 161 KV TO 15 KV SUBSTATION
STEEL DETAILS
DRAWING DK-5963-

ANY ADDITIONS, MODIFICATIONS, OR CORRECTIONS TO STRUCTURES FURNISHED IN ACCORDANCE WITH THIS DRAWING WITHOUT AUTHURIZATION OF M. D. HENRY CO, INC. WILL RELIEVE M. D. HENRY CO, INC. OF RESPONSIBILITY FOR THE DESIGN, PERFORMANCE, AND OR COST OF ALTERATIONS.

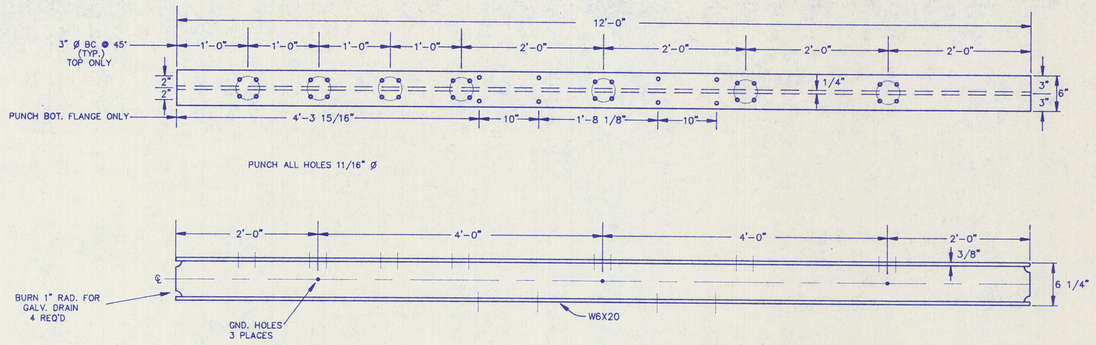

ASSEMBLY #B16 (G.B. BUS BEAM)

4–REQ'D

SCALE: 1" = 1'–0"

MATL.: W6 X 20 X 12'–0" LONG

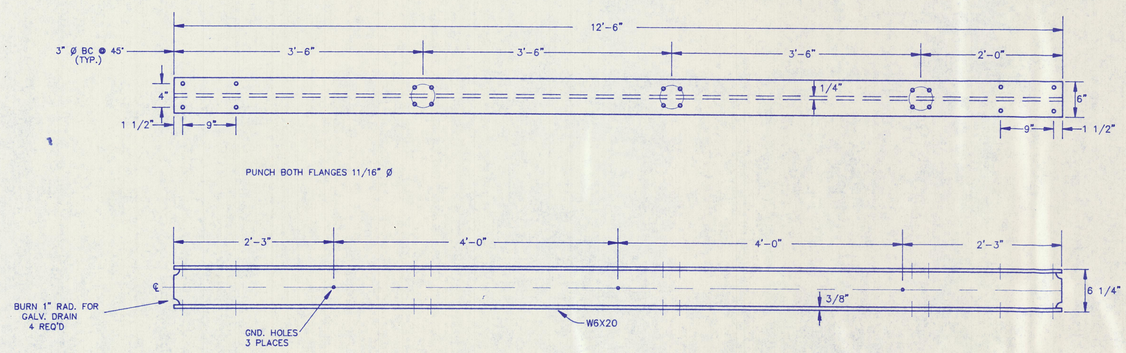

ASSEMBLY #B18 (BUS BEAM)

1–REQ'D

SCALE: 1" = 1'–0"

MATL: W6 X 20 X 12'–6" LONG

ASSEMBLY #B16 & #B18
(G.B. BUS BEAM)
(BUS BEAM)

REVISIONS

DATE	

McWHORTER & FRANKLIN ENGINEERS
NASHVILLE, TENNESSEE
2117 FRANKLIN ROAD – 37204 TEL. (615)298–3338

DATE: 6–14–94
DRAWN: B.C.
SCALE: NOTED

HARRIMAN UTILITY BOARD
BLAIR ROAD SUBSTATION
STRUCTURAL STEEL DETAILS

SHEET
14
OF SHEETS



DET. #17 W17 (W BEAM)

1–REQ'D FOR EACH
ASSEMBLY #B17
SCALE: 1" = 1'-0"
MATL.: W6 X 20 X 8'-0" LONG

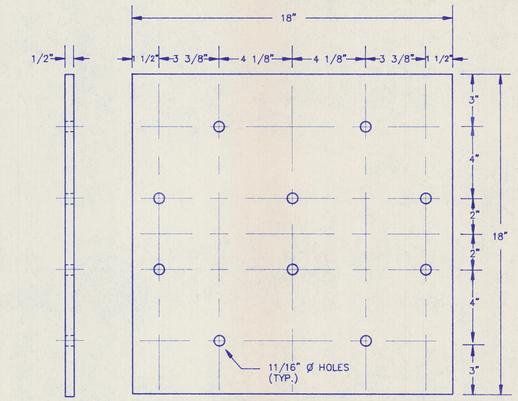

DET. #55d B18VSP (V–SW PLATE)

3–REQ'D FOR EACH
ASSEMBLY B17
SCALE: 1/4" = 1"
MATL: 1/2" x 18" x 18"

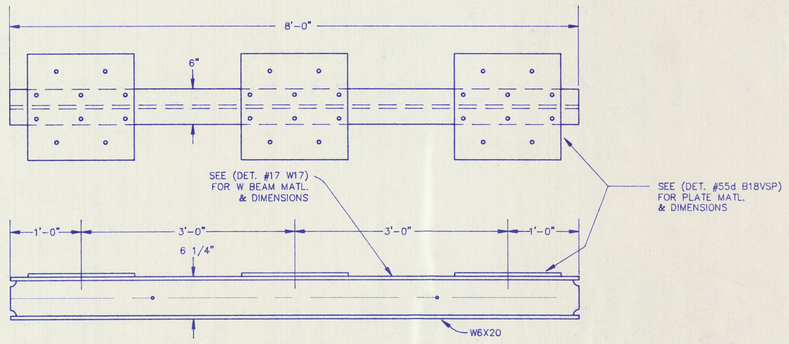

ASSEMBLY #B17 (V–SW BEAM)

2–REQ'D
SCALE: 1" = 1'-0"

ASSEMBLY #B17
(V–SW BEAM)

DATE | REVISIONS

McWHORTER & FRANKLIN ENGINEERS
NASHVILLE, TENNESSEE
2117 FRANKLIN ROAD – 37204 TEL. (615)298–3338

DATE: 6–14–94
DRAWN: B.C.
SCALE: NOTED

HARRIMAN UTILITY BOARD
BLAIR ROAD SUBSTATION
STRUCTURAL STEEL DETAILS

SHEET
15
OF SHEETS

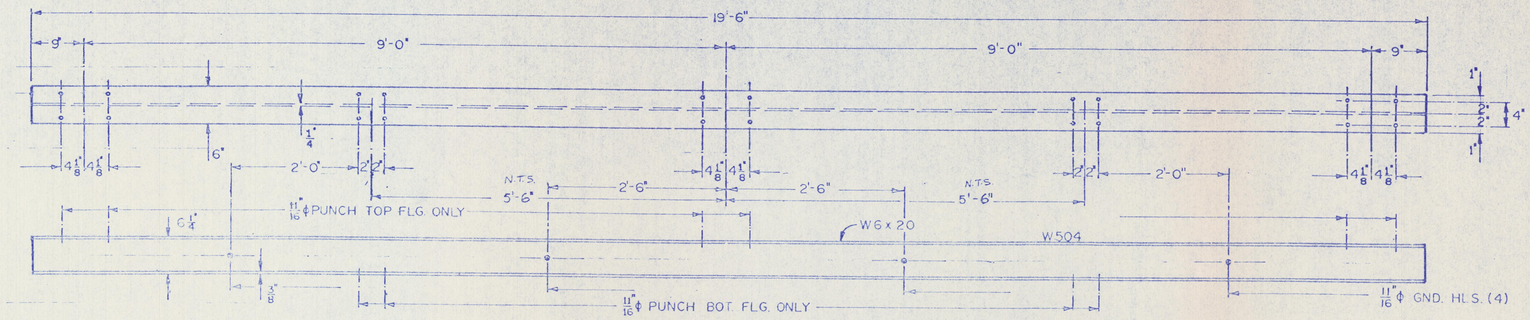

ASSEMBLY #B504 (H.S. SW. LONG BEAM)

4 - REQ'D

SCALE: 1" = 1'-0"

MATL. W6 x 20 x 19'-6" LONG

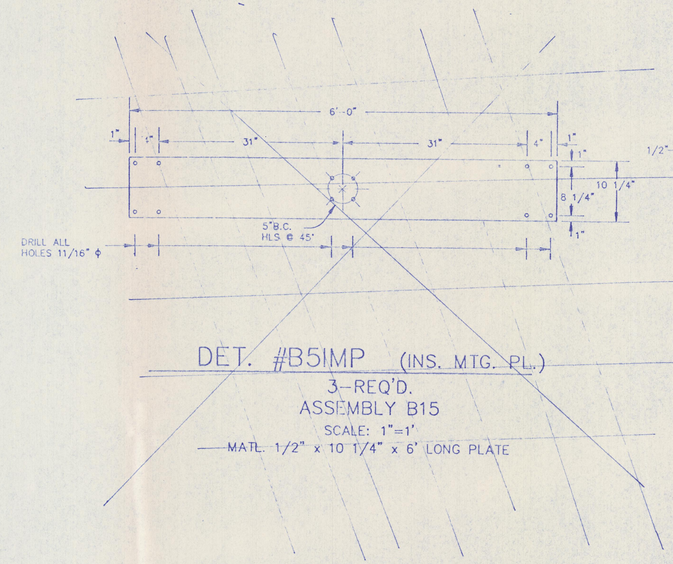

DET. #B5IMP (INS. MTG. PL.)

3-REQ'D.

ASSEMBLY B15

SCALE: 1"=1'

MATL. 1/2" x 10 1/4" x 6' LONG PLATE

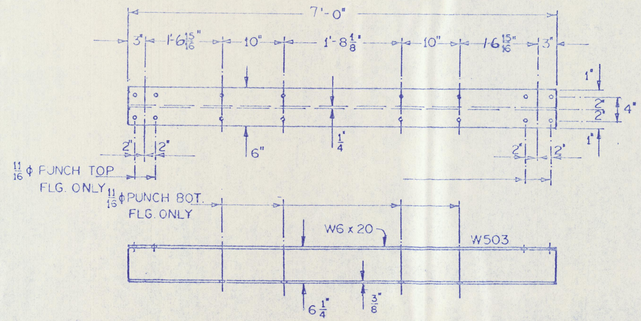

ASSEMBLY #B503 (H.S. SW. SHORT BEAM)

4 - REQ'D

SCALE: N.T.S.

MATL. W6 x 20 x 5'-0" LONG

ASSEMBLY #B504 & #B503
(H.S. SW. LONG & H.S. SW. SHORT BEAM)

REVISIONS

DATE	

McWHORTER & FRANKLIN ENGINEERS
NASHVILLE, TENNESSEE
2117 FRANKLIN ROAD – 37204 TEL. (615)298-3338

DATE: 6-8-94
DRAWN: B.C.
SCALE: NOTED

HARRIMAN UTILITY BOARD
BLAIR ROAD SUBSTATION
STRUCTURAL STEEL DETAILS

SHEET 16 OF SHEETS

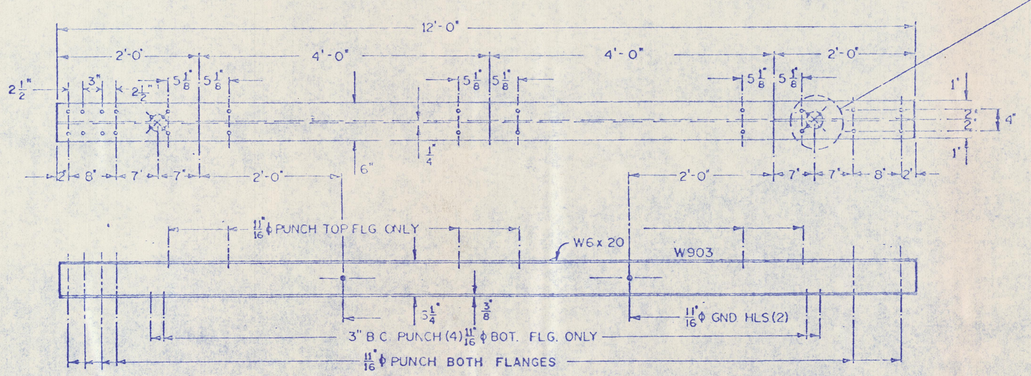

ASSEMBLY #B903 (L.S. SW. BEAM)

4 - REQ'D

SCALE: 1" = 1'-0"

MATL. W6 x 20 x 12'-0" LONG

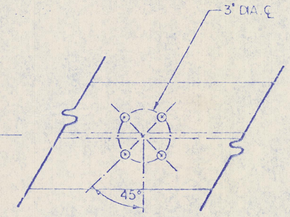

3" B.C. 11/16"ϕ - (4) HOLES Ⓔ

45°X IN BOTTOM FLG. ONLY

ASSEMBLY # B903, L.S. SW. BM.

DATE | REVISIONS

McWHORTER & FRANKLIN ENGINEERS
NASHVILLE, TENNESSEE
2117 FRANKLIN ROAD – 37204 TEL. (615)298-3338

DATE: 6-8-94
DRAWN: B.C.
SCALE: NOTED

HARRIMAN UTILITY BOARD
BLAIR ROAD SUBSTATION
STRUCTURAL STEEL DETAILS

SHEET 17 OF SHEETS

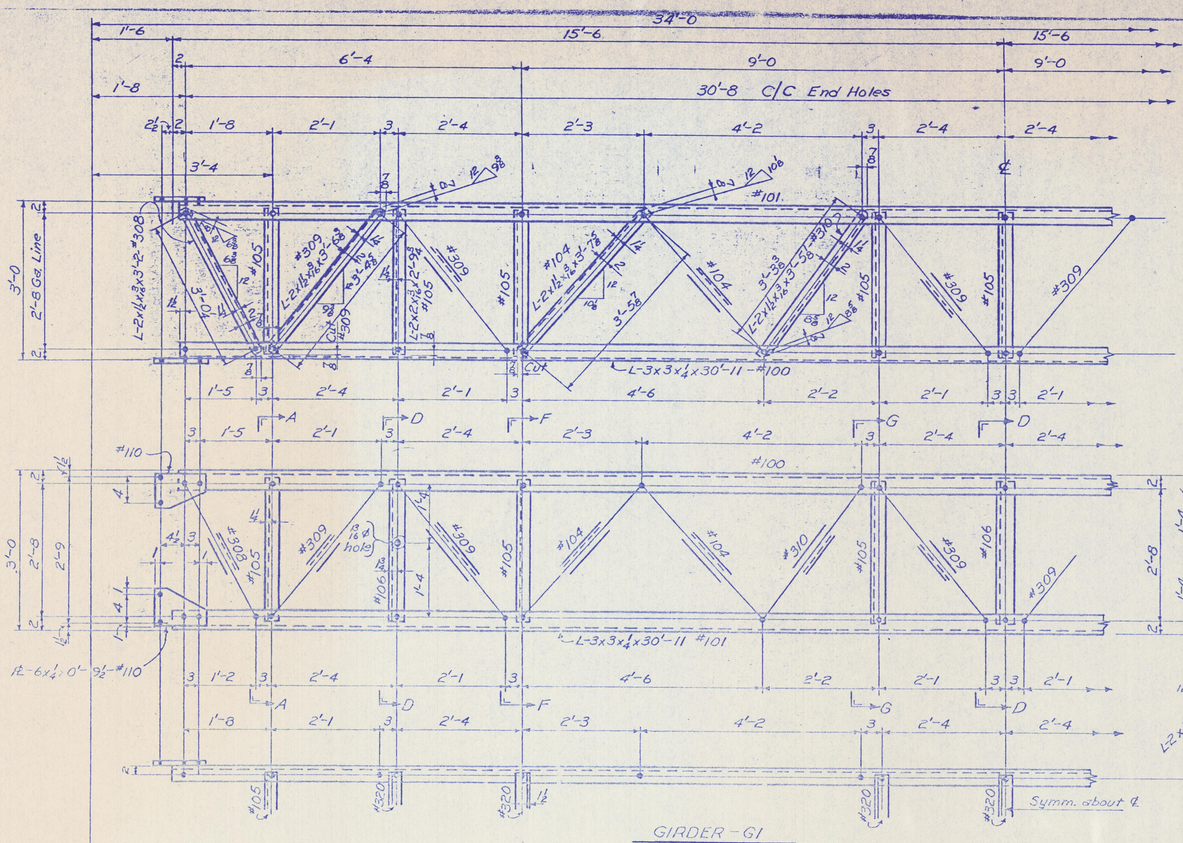

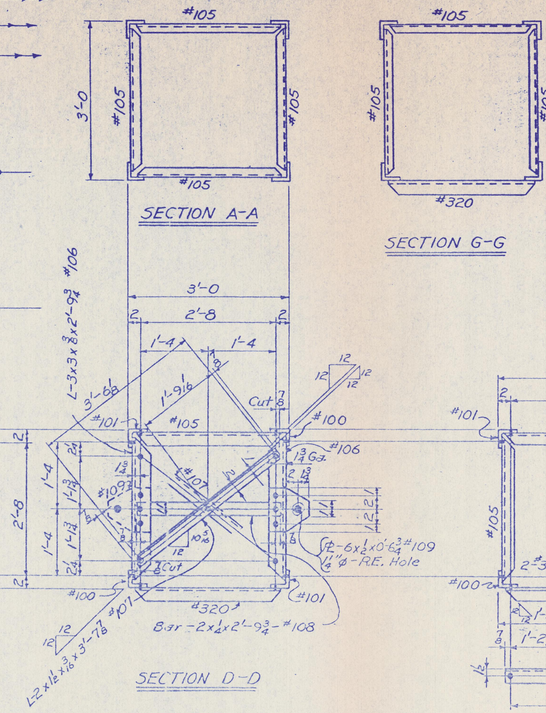

LIST OF PIECES GIRDER G1	
MARK	NO REQ'D
100	2
101	2
104	16
105	23
106	6
107	6
108	3
~~109~~	~~3~~
110	8
320	7
370	6
308	8
309	24
310	8

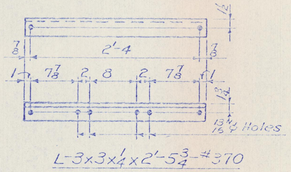



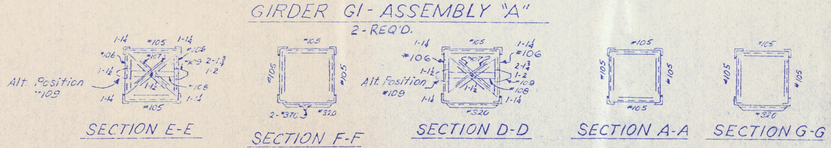

MATERIAL REQD. FOR ONE GIRDER G1 ASSEMBLY "A"

MARK	NO. REQD	DESCRIPTION	LENGTH FT.	LENGTH IN.	WT. EACH
100	2	L 3x3x¼	30	11	156
101	2	do	30	11	156
308	8	L 2x1½x⅛	3	2	7
309	24	do	3	6⅞	8
104	16	do	3	7⅞	8
105	23	L 2x2x⅛	2	9¾	7
106	6	L 3x3x⅜	2	9¾	21
107	6	L 2x1½x⅜	3	7⅞	8
108	3	Bar 2x¼	2	9¾	5
~~109~~	~~3~~	~~PL 6x¼~~	~~0~~	~~6¾~~	~~6~~
110	8	PL 6x¼	0	9½	4
320	7	L 3x3x⅝	2	9¾	18
370	6	L 3x3x¼	2	5¾	13
310	8	L 2x1½x⅛	3	5⅛	8
	123	⅞"ø Bolts W/HN, FW, LW	0	1¼	0.31
	82	do	0	1½	0.33
	7	do	0	1¾	0.36
	4	do	0	2	0.38

Total Weight = 1737#

REFERENCE:
TVA DWG. LC-12821, SH. 5 & 12

NOTES:
All holes 1⅛"ø unless otherwise noted.
All material to be hot-dip galvanized after fabrication.
Piece marks to be die stamped before galvanizing.
Cut O.S.L. of all diagonals and web members @45°

ASSEMBLY GIRDER G-1

REVISIONS

DATE

McWHORTER & FRANKLIN ENGINEERS
NASHVILLE, TENNESSEE
2117 FRANKLIN ROAD – 37204 TEL. (615)298-3338

DATE:
DRAWN:
SCALE:

HARRIMAN UTILITY BOARD
BLAIR ROAD SUBSTATION
STRUCTURAL STEEL DETAILS

SHEET 18 OF SHEETS

DET. #34b Cb (SIDE PLATE)

2 REQ'D FOR EACH
ASSEMBLY #IM

SCALE: 1/4"=1"
MATL. 1/4" x 2 1/4" x 6 1/2" LG. PLATE

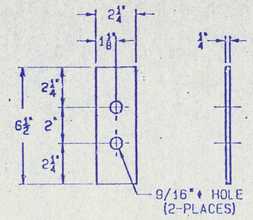

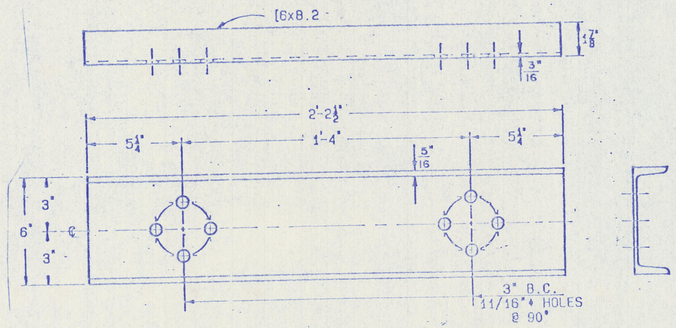

DET. #34a Cc (CHANNEL)

1 REQ'D FOR EACH
ASSEMBLY #IM

SCALE: 1/4"=1"
MATL. C6 x 8.2 x 2'-2 1/2" LG. CHANNEL

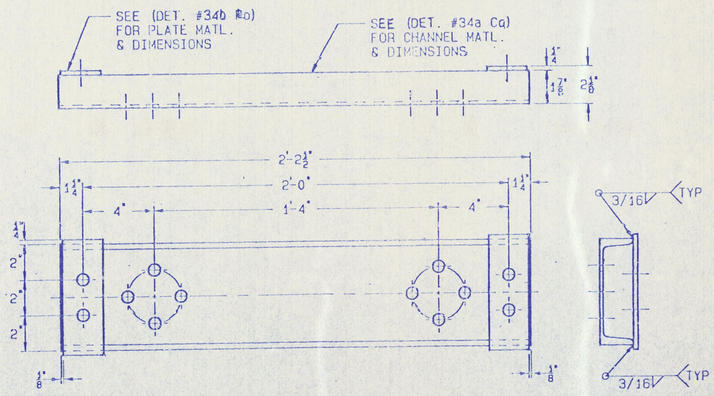

ASSEMBLY #IM (INSULATOR MOUNTING)

9-REQ'D
SCALE: 1/4"=1"

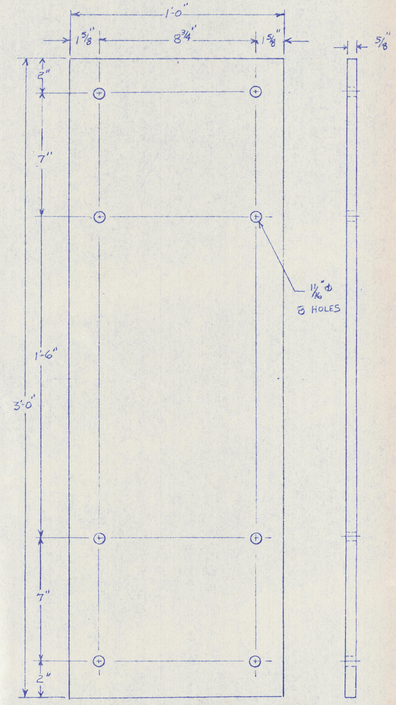

ASSEMBLY #VWP (VEE SWITCH PLATE)

6-REQ'D.
SCALE: 1/4"=1"
MATL: 5/8" X 1' X 3' LONG PLATE

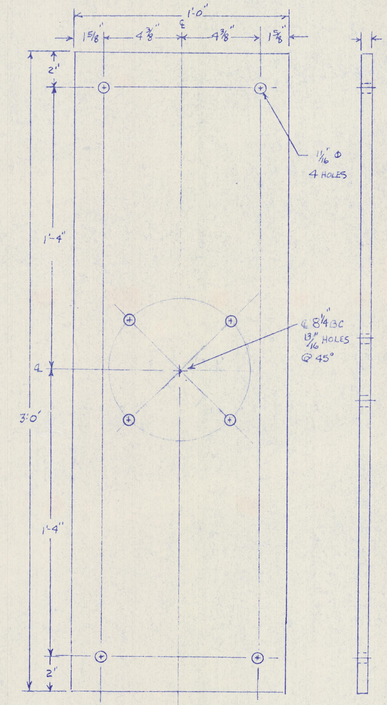

ASSEMBLY #ISP (INSULATOR SUPPORT PLATE)

6-REQ'D
SCALE: 1/4"=1"
MATL: 5/8" X 1' X 3' LONG PLATE

ASSEMBLY IM, VWP, ISP

REVISIONS

DATE	

McWHORTER & FRANKLIN ENGINEERS
NASHVILLE, TENNESSEE
2117 FRANKLIN ROAD – 37204 TEL. (615)298-3338

DATE:
DRAWN:
SCALE:

HARRIMAN UTILITY BOARD
BLAIR ROAD SUBSTATION
STRUCTURAL STEEL DETAILS

SHEET 19 OF SHEETS

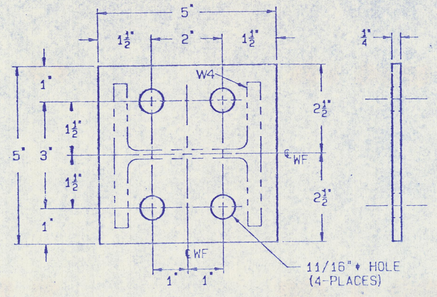

DET. #10 TEP

2-REQ'D FOR EACH
SUBASSEMBLY HTWF
SCALE: 1/2"=1"
MATERIAL 1/4"x 5"x 0'-5" LONG PLATE

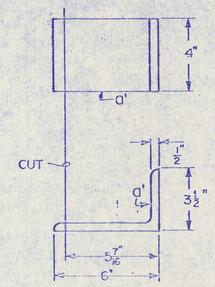

DET. #7A (CUT ANGLE) ITEM 0'

2-REQ'D FOR EACH
SUBASSEMBLY ESH
SCALE: 1/4"=1"
MATERIAL 6" x 3-1/2" x 1/2" ∠ CUTx4" LG

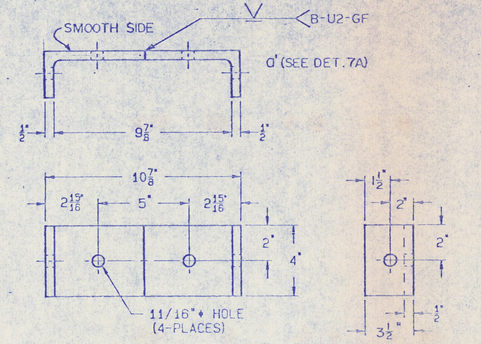

DET. #7 ESH (END STRAP)

4-REQ'D FOR EACH
ASSEMBLY #T2
SCALE: 1/1"=1"

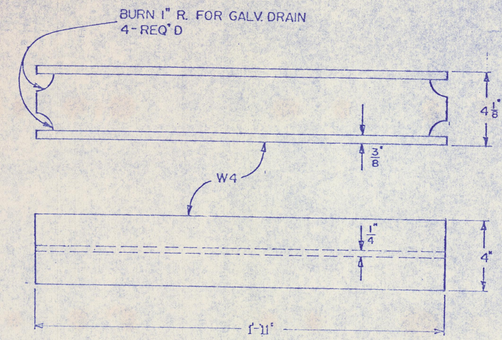

DET. #6A ITEM W4

1- REQ'D FOR EACH
SUBASSEMBLY HTWF
SCALE: 1/4"= 1"
MATERIAL: W4 x 13 x 1'-11" LONG

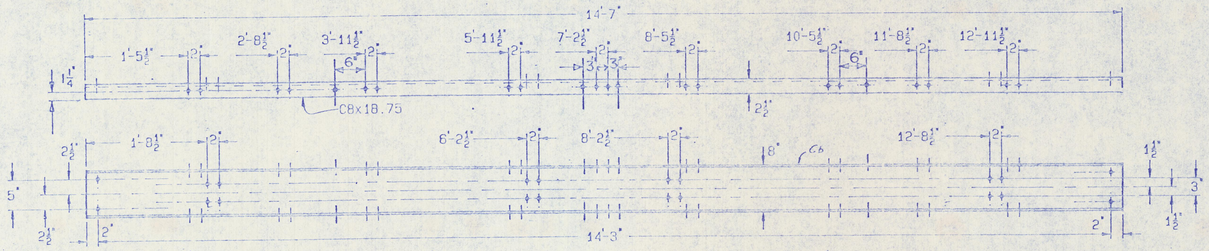

DET. #3 Cb (CHANNEL)

2-REQ'D FOR EACH
ASSEMBLY #T2
SCALE: 1"=1'-0"
MATERIAL C8 x 18.75 x 14'-7" LONG

NOTE: ALL HOLES 11/16"ϕ
(PUNCH BOTH FLGS.)

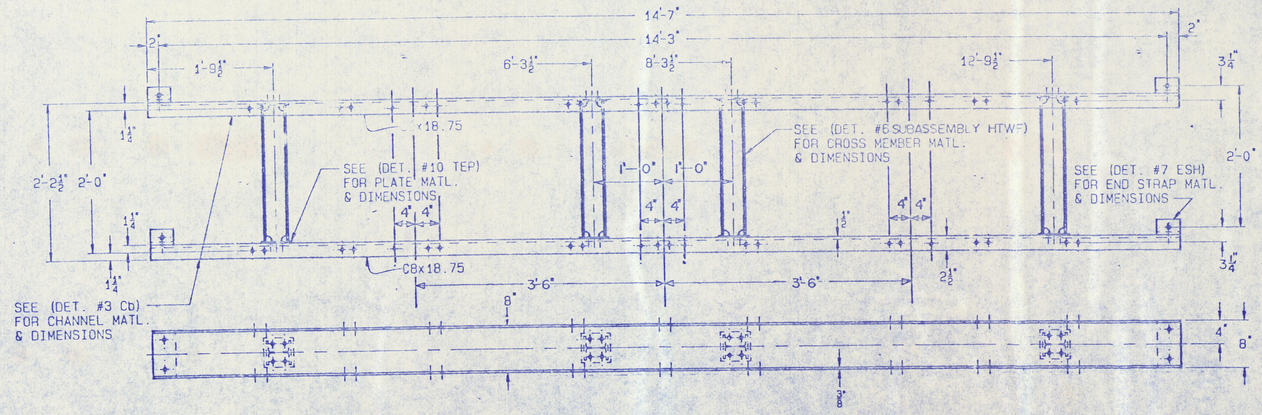

ASSEMBLY #T2 (TRUSS)

1-REQ'D
SCALE: 1"=1'-0"

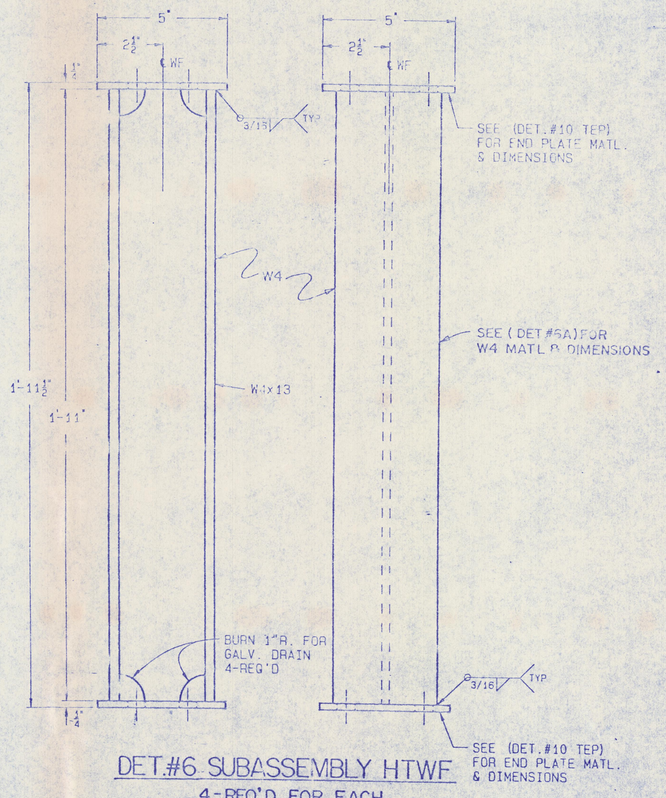

DET. #6 SUBASSEMBLY HTWF

4-REQ'D FOR EACH
ASSEMBLY #T2
SCALE: 3/8"=1"

ASSEMBLY #T2
(3000A. REG. SW. TRUSS)

REVISIONS | DATE

McWHORTER & FRANKLIN ENGINEERS
NASHVILLE, TENNESSEE
2117 FRANKLIN ROAD – 37204 TEL. (615)298-3338

DATE: 6-8-94
DRAWN: B.C.
SCALE: NOTED

HARRIMAN UTILITY BOARD
BLAIR ROAD SUBSTATION
STRUCTURAL STEEL DETAILS

SHEET 20 OF SHEETS

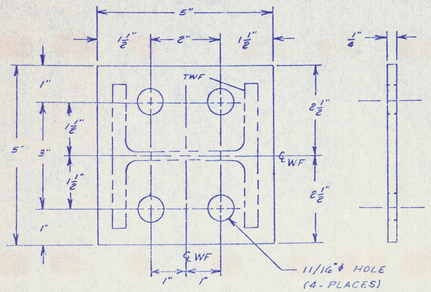

DET. #10 TEP

2-REQ'D FOR EACH
SUSASSEMBLY #HTWF
SCALE: 1/2" = 1"
MATL. 1/4" x 5" x 5" LONG PLATE

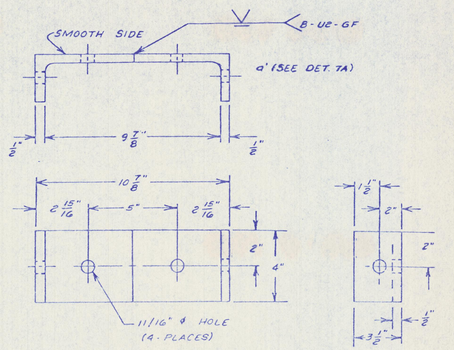

DET. #7 ESH (END STRAP)

4-REQ'D FOR EACH
ASSEMBLY #T3
SCALE 1/4" = 1"

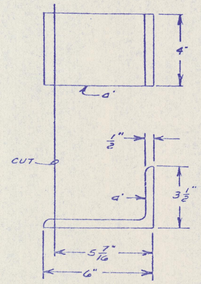

DET 7A (CUT ANGLE) ITEM a'

2-REQ'D FOR EACH
SUBASSEMBLY ESH
SCALE: 1/4" = 1"
MATL 6" x 3 1/2" x 1/2" x CUT x 4" LG

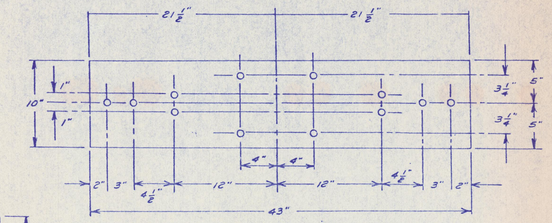

DET. #39 MPC (CT. MOUNTING PLATE)

6-REQ'D FOR EACH
ASSEMBLY #T3
SCALE 1/8" = 1"
MATL. 3/8" x 10" x 43" LG. PLATE

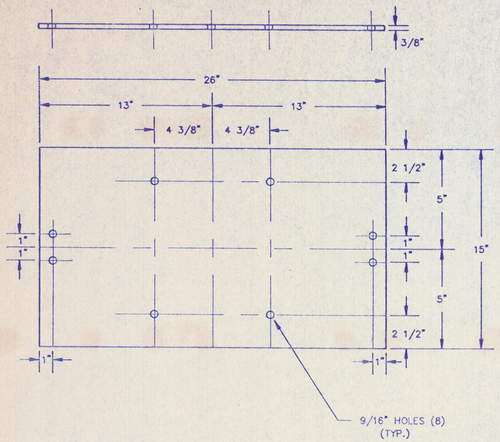

DET. #41 MPP (MOUNTING PLATE)

6-REQ'D FOR EACH
ASSEMBLY T3
SCALE: 3/16" = 1"
MATL. 3/8" x 15" x 26" LG. PLATE

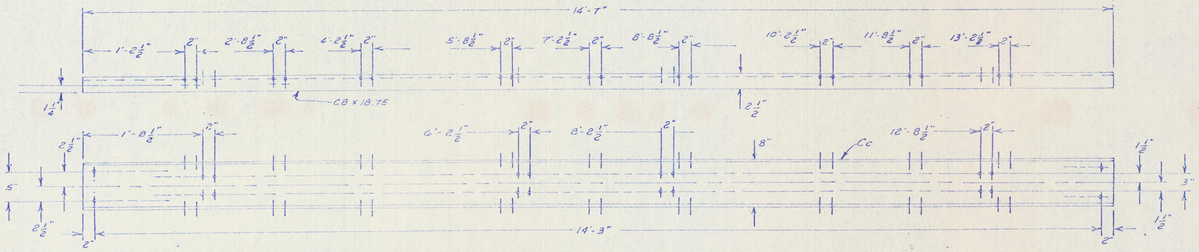

DET. #3d,Cc (CHANNEL)

2-REQ'D FOR EACH
ASSEMBLY #T3
SCALE 1" = 1'-0"
MATL. CB x 18.75 x 14'-7" LONG

NOTE: ALL HOLES 11/16" ø (PUNCH BOTH FLGS.)

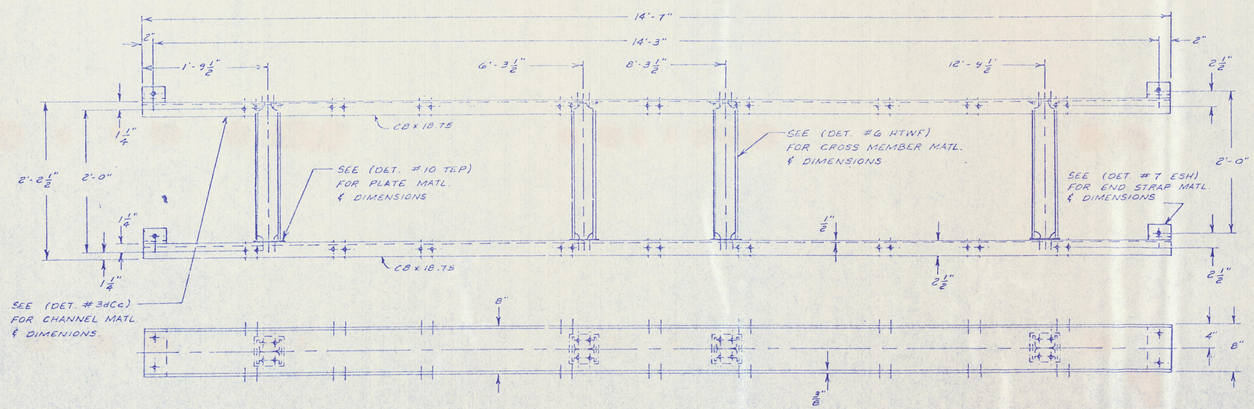

ASSEMBLY T3 (TRUSS)

2-REQ'D
SCALE 1"=1'-0"

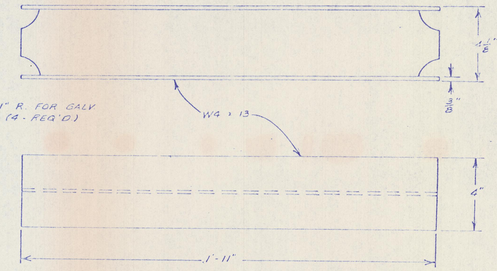

DET #6a W4 (W BEAM CROSS MEMBER)

1-REQ'D
SUBASSEMBLY #HTWF
SCALE 1/4" = 1"
MATL. W4 x 13 x 1'-11" LONG

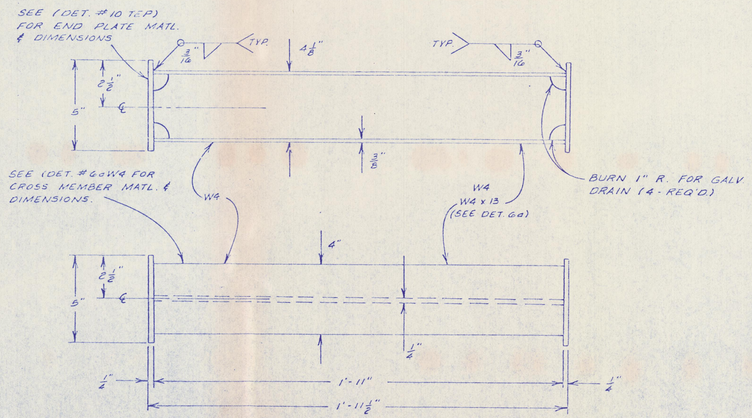

DET. #6 HTWF

4-REQ'D FOR EACH
ASSEMBLY #T3
SCALE: 1/4" = 1"

ASSEMBLY #T3
(METER TRUSS)

REVISIONS

DATE

McWHORTER & FRANKLIN ENGINEERS
NASHVILLE, TENNESSEE
2117 FRANKLIN ROAD – 37204 TEL. (615) 298-3338

DATE: 6-13-94
DRAWN:
SCALE: NOTED

HARRIMAN UTILITY BOARD
BLAIR ROAD SUBSTATION
STRUCTURAL STEEL DETAILS

SHEET 21 OF SHEETS

RISER STAND
500 KVA TRANS.

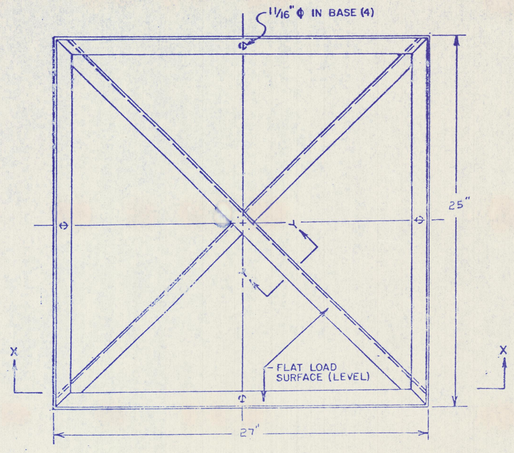

TOP

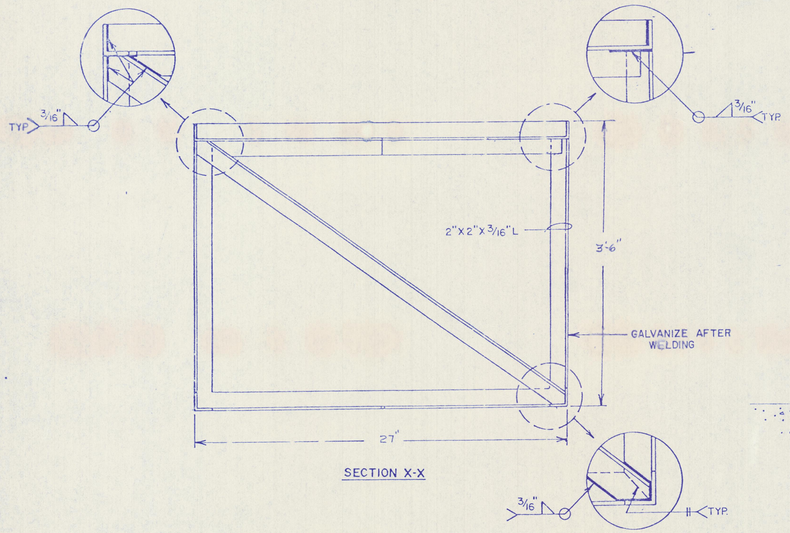

SECTION X-X

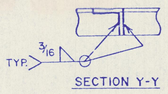

SECTION Y-Y

500 KVA TRANS. BASE MOUNTING

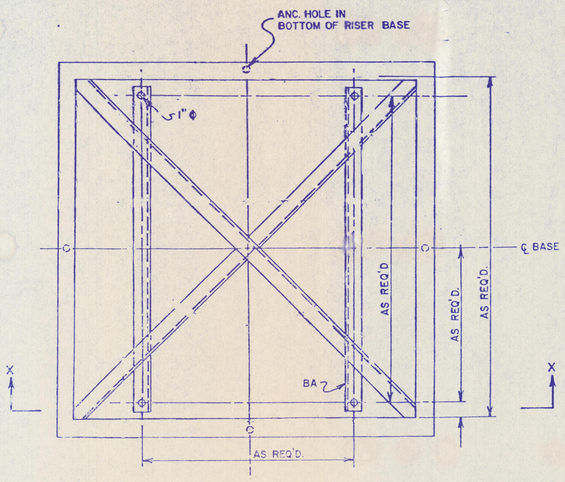

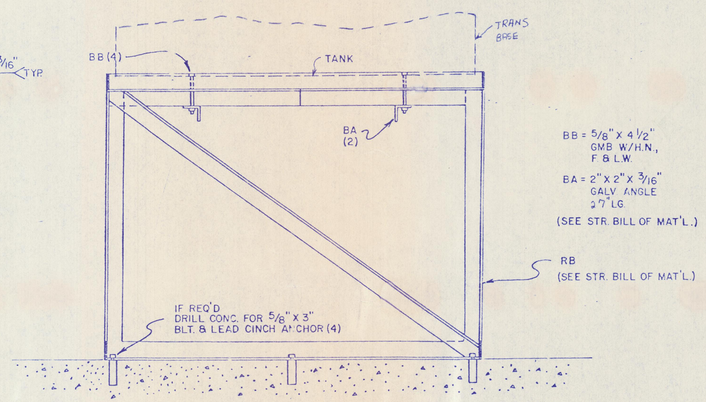

ASSEMBLY # RB
TRANS. RISER STAND
6 REQ'D.
SCALE : N.T.S.

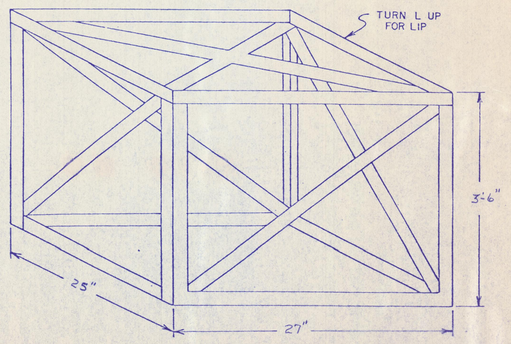



DETAIL # BA
TRANSFORMER BOLT DOWN ANGLE
12 REQ'D
(SEE STR. BILL OF MAT'L)

ASSEMBLY # RB
(TRANS. RISER STAND

REVISIONS
DATE

McWHORTER & FRANKLIN ENGINEERS
NASHVILLE, TENNESSEE
2117 FRANKLIN ROAD - 37204 TEL. (615) 298-3338

DATE:
DRAWN:
SCALE:

HARRIMAN UTILITY BOARD
BLAIR ROAD SUBSTATION
STRUCTURAL STEEL DETAILS

SHEET 22
OF SHEETS