


Engineering Copy  
Modifications and notes

# HARRIMAN UTILITY BOARD

## Roane County, Tennessee

### Natural Gas Main US Hwy 70 Poland Hollow Rd. and Caney Creek Rd. SR 1 Mile Marker 10.0 Harriman, TN

LOCATION MAP  
SCALE: 1" = 2400'



N=560,462'  
E=2,386,854'

General Notes

Operations Manager:  
Frankie Davis

Project Engineer:  
James Burnham, P.E.

Drawing By:  
James Reed, Engr. Assistant



G-12-001.00-1

No.	Revision/Issue	Date

Firm Name and Address

Harriman Utility Board  
300 N. Roane St.  
Harriman, TN 37748

Project Name and Address

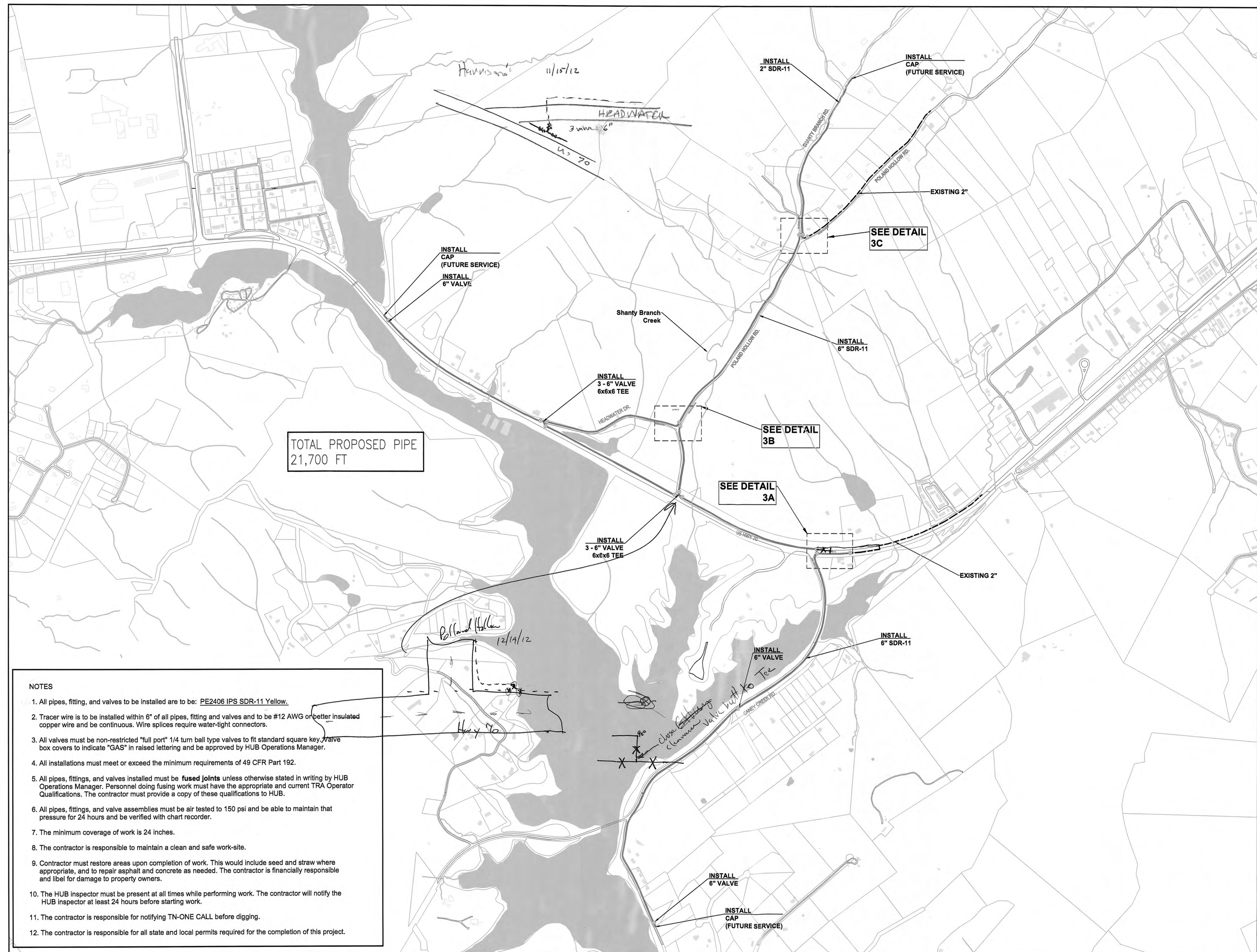
Proposed Gas Main  
Poland Hollow Rd./Caney Creek Rd.  
US Hwy. 70 / SR 1  
Harriman, TN 37748

Project  
GAS MAIN INSTALLATION

Date  
4/27/12

Scale  
AS NOTED

Sheet  
1 of 3



TOTAL PROPOSED PIPE  
21,700 FT

**NOTES**

1. All pipes, fitting, and valves to be installed are to be: PE2406 IPS SDR-11 Yellow.
2. Tracer wire is to be installed within 6" of all pipes, fitting and valves and to be #12 AWG or better insulated copper wire and be continuous. Wire splices require water-tight connectors.
3. All valves must be non-restricted "full port" 1/4 turn ball type valves to fit standard square key. Valve box covers to indicate "GAS" in raised lettering and be approved by HUB Operations Manager.
4. All installations must meet or exceed the minimum requirements of 49 CFR Part 192.
5. All pipes, fittings, and valves installed must be **fused joints** unless otherwise stated in writing by HUB Operations Manager. Personnel doing fusing work must have the appropriate and current TRA Operator Qualifications. The contractor must provide a copy of these qualifications to HUB.
6. All pipes, fittings, and valve assemblies must be air tested to 150 psi and be able to maintain that pressure for 24 hours and be verified with chart recorder.
7. The minimum coverage of work is 24 inches.
8. The contractor is responsible to maintain a clean and safe work-site.
9. Contractor must restore areas upon completion of work. This would include seed and straw where appropriate, and to repair asphalt and concrete as needed. The contractor is financially responsible and liable for damage to property owners.
10. The HUB inspector must be present at all times while performing work. The contractor will notify the HUB inspector at least 24 hours before starting work.
11. The contractor is responsible for notifying TN-ONE CALL before digging.
12. The contractor is responsible for all state and local permits required for the completion of this project.

General Notes


**SYMBOL KEY**

- New Utility Install
- Existing Utility
- Gas Valve

Operations Manager:  
Frankie Davis

Project Engineer:  
James Burnham, P.E.

Drawing By:  
James Reed, Engr. Assistant



**G-12-001.00-2**

No.	Revision/Issue	Date

Firm Name and Address

Harriman Utility Board  
300 N. Roane St.  
Harriman, TN 37748

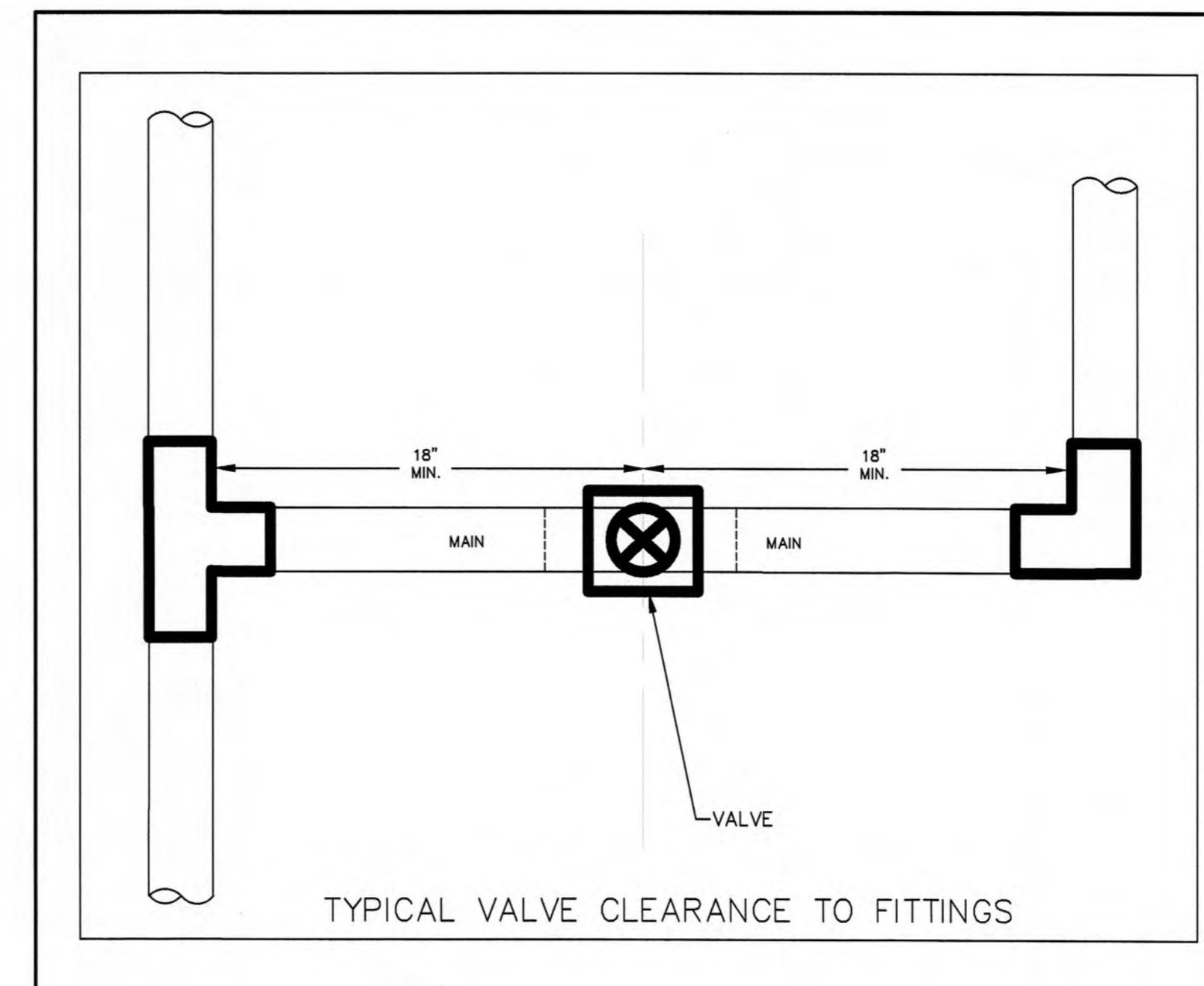
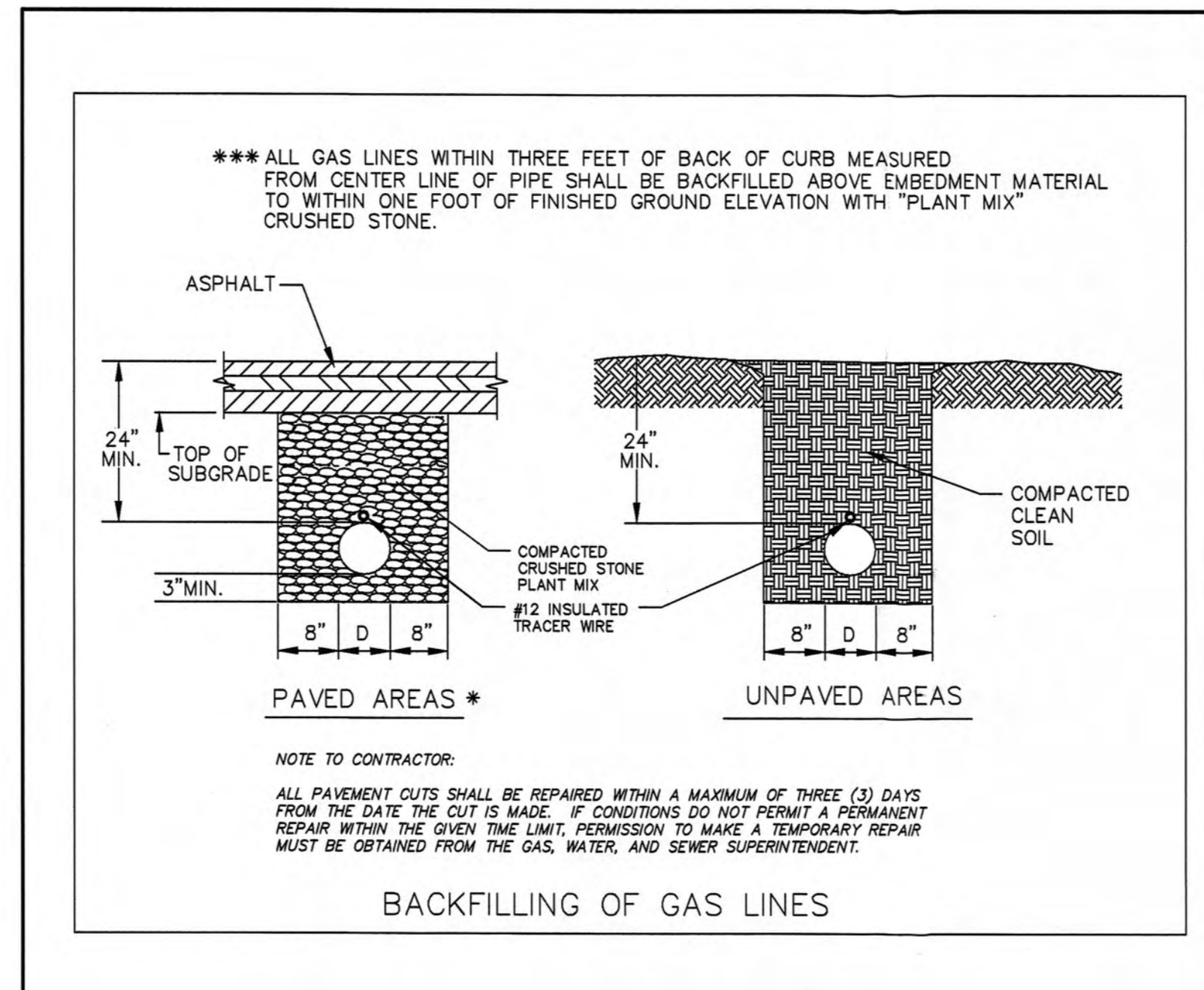
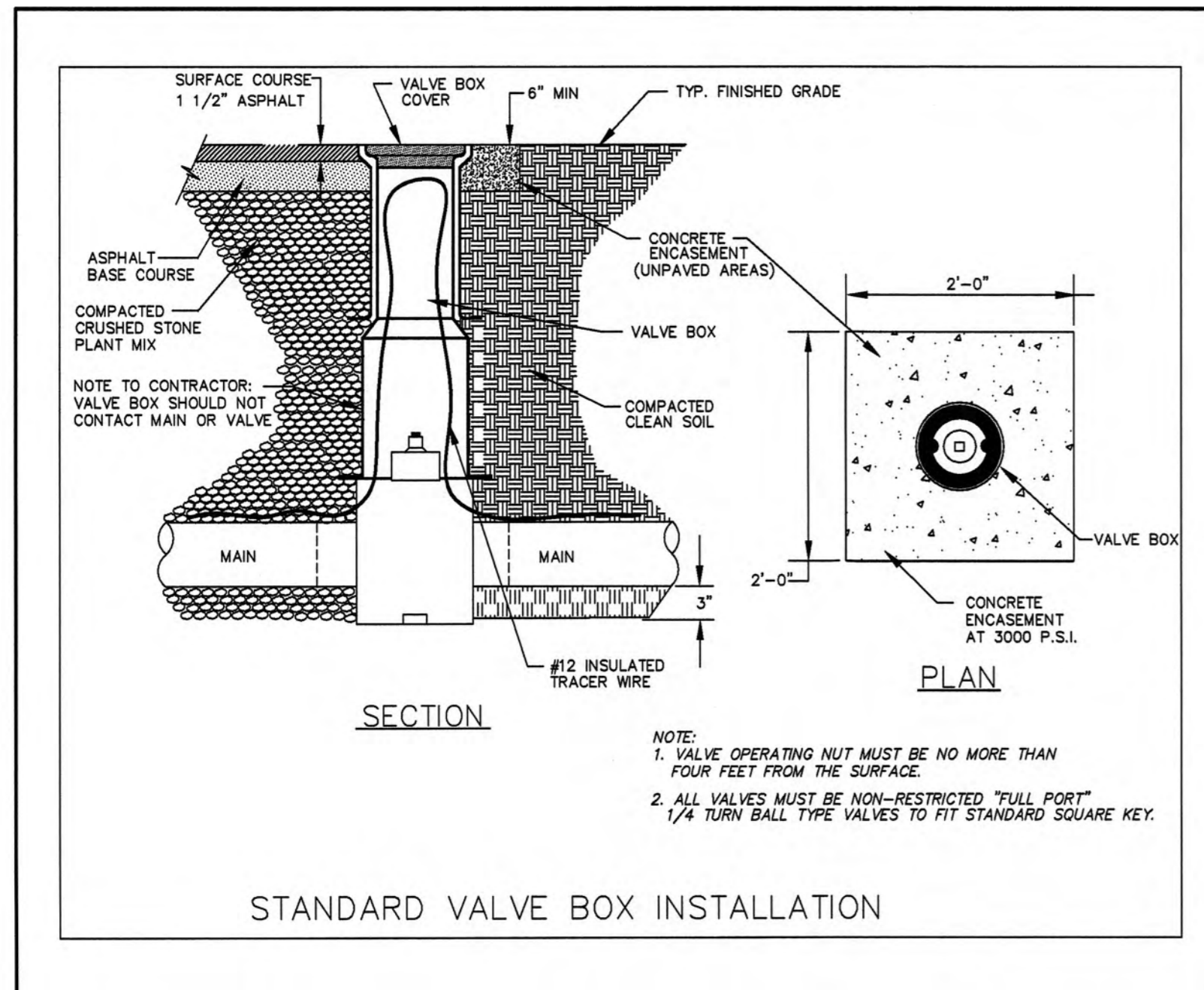
Project Name and Address

Proposed Gas Main  
Poland Hollow Rd./Caney Creek Rd.  
US Hwy. 70 / SR 1  
Harriman, TN 37748

Project Name and Address

Project GAS MAIN INSTALLATION	Sheet 2 of 3
Date 4/27/12	
Scale AS NOTED	

PLAN VIEW  
SCALE: 1" = 600'




General Notes

Operations Manager:  
Frankie Davis

Project Engineer:  
James Burnham, P.E.

Drawing By:  
James Reed, Engr. Assistant



G-12-001.00-3

No.	Revision/Issue	Date

Firm Name and Address

Harriman Utility Board  
300 N. Roane St.  
Harriman, TN 37748

Project Name and Address

Proposed Gas Main  
Poland Hollow Rd./Caney Creek Rd.  
US Hwy. 70 / SR 1  
Harriman, TN 37748

Project

GAS MAIN INSTALLATION  
Date: 4/27/12  
Scale: AS NOTED

Sheet

3 of 3

